



SC Annual School Report Card Summary

**Kelly Miller Elementary
Fairfield**
Grades: PK-6 Enrollment: 270
Principal: Lillian R. Potter Arnold
Superintendent: Samantha J. Ingram, Ph.D.
Board Chair: Mrs. Catherine Kennedy

PERFORMANCE

Comprehensive detail, including definitions of ratings, performance criteria, and explanations of status, is available on www.ed.sc.gov and www.eoc.sc.gov as well as school and school district websites. Printed versions are available from school districts upon request.

YEAR	ABSOLUTE RATING	GROWTH RATING	PALMETTO GOLD AND SILVER AWARD		AYP STATUS	NCLB IMPROVEMENT STATUS
			General Performance	Closing the Gap		
2009	Average	Average	TBD	TBD	Met	N/A
2008	Below Average	Good	Silver	Silver	Met	N/A
2007	Below Average	Below Average	N/A	N/A	Met	N/A

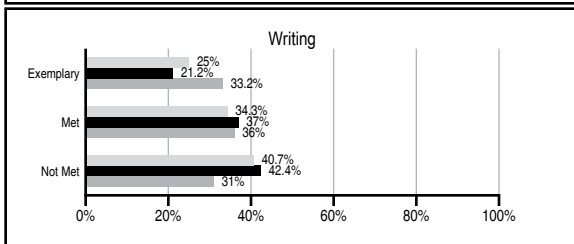
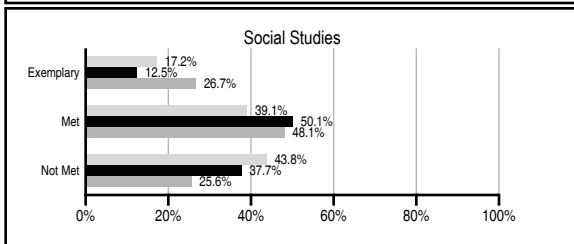
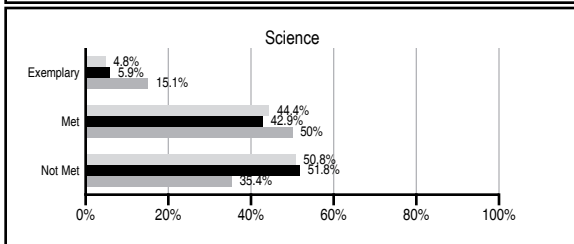
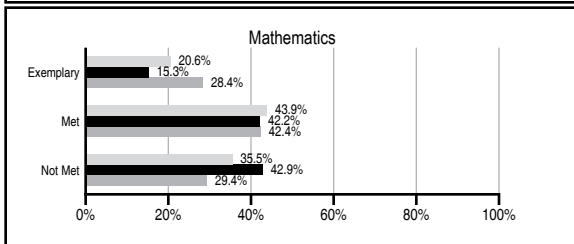
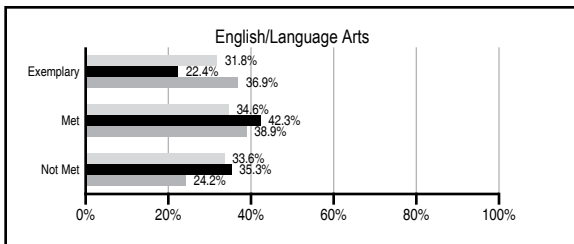
ABSOLUTE RATINGS OF ELEMENTARY SCHOOLS WITH STUDENTS LIKE OURS*

EXCELLENT	GOOD	AVERAGE	BELOW AVERAGE	AT-RISK
1	3	74	63	32

* Ratings are calculated with data available by 06/01/2010. Schools with Students Like Ours are Elementary Schools with Poverty Indices of no more than 5% above or below the index for this school.



PASS PERFORMANCE

Our School
 Elementary Schools with Students Like Ours
 Elementary schools statewide



NAEP PERFORMANCE*

* Performance reported for SC and nation, data not available at school level. Percentages at NAEP Achievement Levels.



SC PERFORMANCE GOAL

2010 Goal:
 By 2010, SC's student achievement will be ranked in the top half of the states nationally. To achieve this goal, we must become one of the fastest improving systems in the country.

2020 Vision:
 By 2020 all students will graduate with the knowledge and skills necessary to compete successfully in the global economy, participate in a democratic society and contribute positively as members of families and communities.

Abbreviations Key

N/A Not Applicable N/AV Not Available N/C Not Collected N/R Not Reported I/S Insufficient Sample TBD To be determined
 NI Newly Identified CSI Continuing School Improvement CA Corrective Action RP Plan to Restructure R Restructure DELAY School Improvement Status HOLD School Improvement Status

Kelly Miller Elementary [Fairfield]

SCHOOL PROFILE

	Our School	Change from Last Year	Elementary Schools with Students Like Ours	Median Elementary School
Students (n=270)				
Retention rate	2.2%	Up from 0.4%	2.5%	1.9%
Attendance rate	96.2%	Down from 96.7%	96.0%	96.3%
Eligible for gifted and talented	10.1%	Down from 15.4%	3.3%	10.0%
With disabilities other than speech	11.3%	Up from 5.0%	7.6%	7.7%
Older than usual for grade	2.6%	Up from 0.9%	1.1%	0.5%
Out-of-school suspensions or expulsions for violent and/or criminal offenses	0.0%	Down from 3.9%	0.0%	0.0%
Teachers (n=23)				
Teachers with advanced degrees	60.9%	Up from 40.7%	57.1%	59.4%
Continuing contract teachers	56.5%	Up from 40.7%	71.8%	80.0%
Teachers with emergency or provisional certificates	5.3%	Down from 5.9%	0.0%	0.0%
Teachers returning from previous year	75.9%	Down from 77.0%	82.1%	85.9%
Teacher attendance rate	94.4%	Down from 97.1%	95.2%	95.1%
Average teacher salary*	\$46,234	Up 11.6%	\$45,790	\$47,149
Classes not taught by highly qualified teachers	0.0%	Down from 3.6%	0.0%	0.0%
Professional development days/teacher	10.3 days	Down from 17.0 days	10.9 days	11.1 days
School				
Principal's years at school	1.0	Down from 3.0	3.0	4.0
Student-teacher ratio in core subjects	11.6 to 1	Down from 15.4 to 1	16.8 to 1	18.8 to 1
Prime instructional time	87.5%	Down from 92.6%	90.1%	90.4%
Opportunities in the arts	Good	No Change	Good	Good
SACS accreditation	Yes	No Change	Yes	Yes
Parents attending conferences	99.5%	Up from 92.1%	100.0%	100.0%
Character development program	Excellent	No Change	Excellent	Excellent
Dollars spent per pupil**	\$8,552	Up 3.0%	\$8,621	\$7,458
Percent of expenditures for instruction**	65.5%	Down from 67.5%	68.3%	68.8%
Percent of expenditures for teacher salaries**	59.5%	Down from 62.7%	62.1%	63.2%
% of AYP objectives met	100.0%	No Change	100.0%	100.0%

* Length of contract = 185+ days.

** Prior year audited financial data available.

EVALUATION RESULTS

	Teachers	Students*	Parents*
Number of surveys returned	23	24	14
Percent satisfied with learning environment	69.6%	70.8%	69.2%
Percent satisfied with social and physical environment	91.3%	79.2%	85.7%
Percent satisfied with school-home relations	73.9%	87.5%	84.6%

*Only students at the highest elementary school grade level at this school and their parents were included.

REPORT OF PRINCIPAL AND SCHOOL IMPROVEMENT COUNCIL

Kelly Miller Elementary School provides a nurturing, safe, and orderly environment, while promoting high expectations for academics and social achievement in a diverse society.

The students engaged in MAP assessment twice during the school year. The students made gains in MAP benchmark assessment. Our students participated in the USC Math Fest and Science Fair, the State Read-In, and the District Read-In. One of the fifth grade students received the State Superintendent's Writing Award for the district.

Through our partnership with South Carolina Action for Healthy Kids and Coordinated Approach to Child Health (CATCH), our students were involved in the filming of a program by ETV showing them engaged in "CATCH" related activities. With the partnership our students also planted a vegetable garden and published a "Healthy Cookbook." These activities promoted positive attitudes and behaviors regarding nutrition and physical activity for our students.

Our staff is continuing their professional careers by pursuing graduate degrees. Three of our teachers are participating in our district's "Grow Your Own Leaders" Program. Several of our paraprofessionals are pursuing a bachelor's degree.

The commitment of parents, students, staff, and community is building a better future for Kelly Miller students.

Betsy Hemlepp, School Improvement Council Chairperson
Lillian R. Potter Arnold, Principal

Comprehensive detail, including definitions of ratings, performance criteria, and explanations of status, is available on www.ed.sc.gov and www.eoc.sc.gov as well as school and school district websites.

Printed versions are available from school districts upon request.

Abbreviations Key

N/A Not Applicable N/AV Not Available N/C Not Collected N/R Not Reported I/S Insufficient Sample TBD To be determined

NI Newly Identified CSI Continuing School Improvement CA Corrective Action RP Plan to Restructure R Restructure DELAY School Improvement Status HOLD School Improvement Status