

# SC Annual School Report Card Summary

Charles Pinckney Elementary  
 Charleston  
 Grades: 3-5 Enrollment: 933  
 Principal: Leanne Sheppard  
 Superintendent: Dr. Nancy J. McGinley  
 Board Chair: Mrs. Toya Hampton Green

## PERFORMANCE

Comprehensive detail, including definitions of ratings, performance criteria, and explanations of status, is available on [www.ed.sc.gov](http://www.ed.sc.gov) and [www.eoc.sc.gov](http://www.eoc.sc.gov) as well as school and school district websites. Printed versions are available from school districts upon request.

YEAR	ABSOLUTE RATING	GROWTH RATING	PALMETTO GOLD AND SILVER AWARD		AYP STATUS	NCLB IMPROVEMENT STATUS
			General Performance	Closing the Gap		
2009	Excellent	Excellent	TBD	TBD	Met	N/A
2008	Excellent	Excellent	Gold	Silver	Met	N/A
2007	Excellent	Excellent	Gold	N/A	Met	N/A

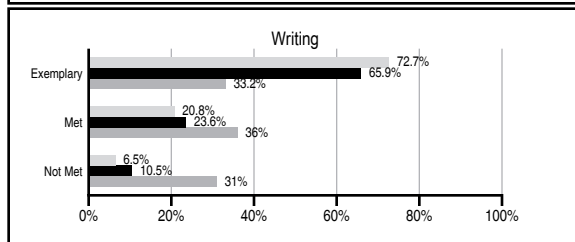
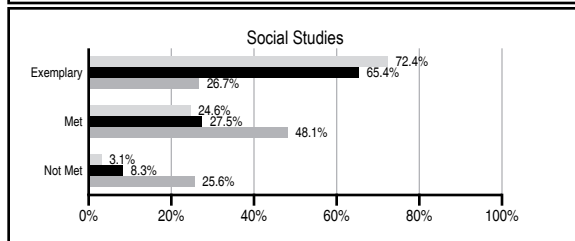
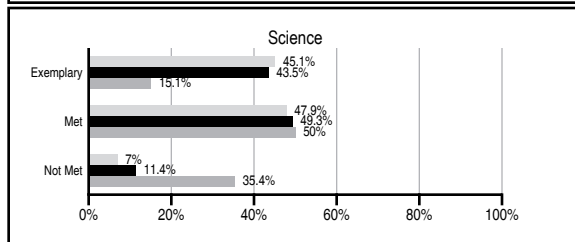
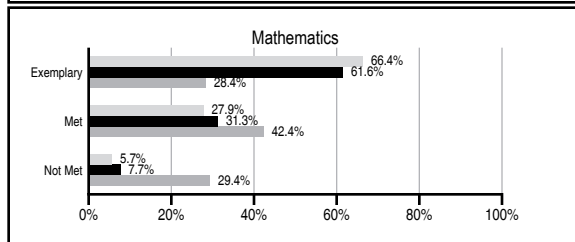
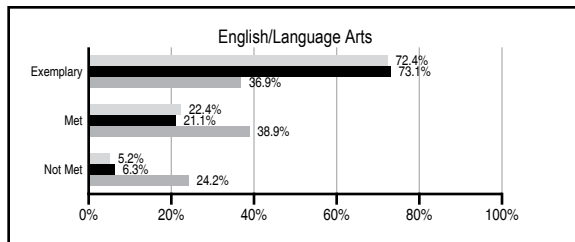
## ABSOLUTE RATINGS OF ELEMENTARY SCHOOLS WITH STUDENTS LIKE OURS\*

EXCELLENT	GOOD	AVERAGE	BELOW AVERAGE	AT-RISK
12	1	0	0	0

\* Ratings are calculated with data available by 06/01/2010. Schools with Students Like Ours are Elementary Schools with Poverty Indices of no more than 5% above or below the index for this school.

## PASS PERFORMANCE

Our School Elementary Schools with Students Like Ours Elementary schools statewide



## NAEP PERFORMANCE\*

\* Performance reported for SC and nation, data not available at school level. Percentages at NAEP Achievement Levels.

### READING – GRADE 4 (2007)

South Carolina	41	33	20	5
Nation	34	34	24	7
% Below Basic % Basic, Proficient, and Advanced				
Below Basic Basic Proficient Advanced				

### MATH – GRADE 4 (2007)

South Carolina	20	44	31	5
Nation	19	43	33	5
% Below Basic % Basic, Proficient, and Advanced				
Below Basic Basic Proficient Advanced				

### SCIENCE – GRADE 4 (2005)

South Carolina	36	39	23	2
Nation	34	39	25	2
% Below Basic % Basic, Proficient, and Advanced				
Below Basic Basic Proficient Advanced				

## SC PERFORMANCE GOAL

### 2010 Goal:

By 2010, SC's student achievement will be ranked in the top half of the states nationally. To achieve this goal, we must become one of the fastest improving systems in the country.

### 2020 Vision:

By 2020 all students will graduate with the knowledge and skills necessary to compete successfully in the global economy, participate in a democratic society and contribute positively as members of families and communities.

### Abbreviations Key

N/A Not Applicable N/AV Not Available N/C Not Collected N/R Not Reported I/S Insufficient Sample TBD To be determined

NI Newly Identified CSI Continuing School Improvement CA Corrective Action RP Plan to Restructure R Restructure DELAY School Improvement Status HOLD School Improvement Status

Charles Pinckney Elementary [Charleston]

SCHOOL PROFILE

	Our School	Change from Last Year	Elementary Schools with Students Like Ours	Median Elementary School
Students (n=933)				
Retention rate	0.6%	Down from 0.8%	0.3%	1.9%
Attendance rate	96.7%	Down from 96.9%	97.2%	96.3%
Eligible for gifted and talented	33.7%	Up from 32.2%	36.1%	10.0%
With disabilities other than speech	5.5%	Up from 3.9%	3.7%	7.7%
Older than usual for grade	0.3%	Up from 0.1%	0.0%	0.5%
Out-of-school suspensions or expulsions for violent and/or criminal offenses	0.1%	Up from 0.0%	0.0%	0.0%
Teachers (n=52)				
Teachers with advanced degrees	53.8%	Up from 44.9%	67.7%	59.4%
Continuing contract teachers	82.7%	Up from 71.4%	85.2%	80.0%
Teachers with emergency or provisional certificates	2.0%	Down from 2.4%	0.0%	0.0%
Teachers returning from previous year	91.6%	Up from 74.8%	84.9%	85.9%
Teacher attendance rate	95.4%	Down from 96.3%	95.5%	95.1%
Average teacher salary*	\$44,394	Up 4.2%	\$49,349	\$47,149
Classes not taught by highly qualified teachers	0.0%	Down from 2.1%	0.0%	0.0%
Professional development days/teacher	8.7 days	Down from 8.8 days	9.4 days	11.1 days
School				
Principal's years at school	5.0	Up from 4.0	5.0	4.0
Student-teacher ratio in core subjects	24.5 to 1	Up from 24.4 to 1	20.2 to 1	18.8 to 1
Prime instructional time	91.7%	Down from 92.8%	91.7%	90.4%
Opportunities in the arts	Good	Down from Excellent	Good	Good
SACS accreditation	No	No Change	Yes	Yes
Parents attending conferences	100.0%	No Change	100.0%	100.0%
Character development program	Excellent	No Change	Excellent	Excellent
Dollars spent per pupil**	\$5,611	Up 4.0%	\$7,711	\$7,458
Percent of expenditures for instruction**	63.7%	Up from 62.9%	67.1%	68.8%
Percent of expenditures for teacher salaries**	60.2%	Up from 49.1%	64.0%	63.2%
% of AYP objectives met	100.0%	No Change	100.0%	100.0%

\* Length of contract = 185+ days.  
\*\* Prior year audited financial data available.

EVALUATION RESULTS

	Teachers	Students*	Parents*
Number of surveys returned	33	285	154
Percent satisfied with learning environment	100.0%	95.0%	98.0%
Percent satisfied with social and physical environment	100.0%	92.9%	95.5%
Percent satisfied with school-home relations	100.0%	95.8%	97.4%

\*Only students at the highest elementary school grade level at this school and their parents were included.

Comprehensive detail, including definitions of ratings, performance criteria, and explanations of status, is available on [www.ed.sc.gov](http://www.ed.sc.gov) and [www.eoc.sc.gov](http://www.eoc.sc.gov) as well as school and school district websites.

Printed versions are available from school districts upon request.

REPORT OF PRINCIPAL AND SCHOOL IMPROVEMENT COUNCIL

The primary goal at Charles Pinckney Elementary School is to provide a broad range of educational opportunities in a nurturing environment for all students. Our school has celebrated a number of successes this year, which provide evidence that we continue to meet this lofty goal. We met the requirements in all 21 target areas to satisfy Adequate Yearly Progress as defined by 'No Child Left Behind' legislation. Pinckney was once again recognized as a recipient of the HUG award from the State Department of Education, signifying that we continue to close the achievement gap. To ensure student success we have a highly-qualified, master teacher in each classroom. We also currently have 13 teachers on our faculty who have earned the prestigious honor of National Board Certification.

Successes at Pinckney Elementary are linked directly to the variety of educational experiences that we provide for our students. Our Family Math and Reading Nights are annual events, which offer opportunities for parents, students, and teachers to collaborate on instructional practices and strategies. Our Science Fair process challenges our students to become scientists and put their scientific inquiry skills to work by creating their own projects to showcase at the Science Fair.

In addition to our strong commitment toward instruction in the core subject areas (math, reading, language arts, science, and social studies), students at Charles Pinckney Elementary School are also provided incredible experiences in the arts. The chorus, orchestra, percussion ensemble, and drama club regularly perform for students, parents, and the community. At the end of each school year, we host Pinckney Palooza, a weeklong festival of the arts. This festival features professional artists and performers, which serves as a great kickoff to Charleston's Spoleto Festival.

We offer numerous extracurricular activities for students including chess club, girls' and boys' basketball, student council, softball and ecology club. WCPE, our morning news production, is also an opportunity for student involvement.

Faculty, students, parents, community members, and local businesses support our efforts for academic excellence. Our PTA organizes fundraisers, educational programs and social events throughout the year that emphasize and promote school community. Pinckney's School Improvement Council actively plans, monitors and evaluates ways to improve public education at the school level. The committee consists of educators, parents and community members so that many perspectives are considered in the enhancement of our educational programs here at Pinckney Elementary.

We recognize it is through the collective efforts of the faculty, students, parents, community members, and local businesses that Pinckney maintains its standard of educational excellence.

Leanne Sheppard, Principal  
Bridgette Marques, SIC Chairperson