

SC Annual School Report Card Summary

Barnwell County Career Center
Grades: 9-12 **Enrollment: 462**
Director: Sam Mckay
Board Chair: Mrs. Teresa Hughes
Superintendents: **Dr. Teresa L. Pope Barnwell 19**
Alexia C. Clamp Williston 29
Roy Sapough Barnwell 45

PERFORMANCE

Comprehensive detail, including definitions of ratings, performance criteria, and explanations of status, is available on www.ed.sc.gov and www.eoc.sc.gov as well as school and school district websites. Printed versions are available from school districts upon request.

YEAR	ABSOLUTE RATING	GROWTH RATING	PALMETTO GOLD AND SILVER AWARD		AYP STATUS	NCLB IMPROVEMENT STATUS
			General Performance	Closing the Gap		
2009	Good	At-Risk	TBD	TBD	Met	N/A
2008	Good	At-Risk	N/A	N/A	Met	N/A
2007	Excellent	Good	Gold	N/A	Met	N/A

ABSOLUTE RATINGS OF CAREER CENTERS IN SC*

EXCELLENT	GOOD	AVERAGE	BELOW AVERAGE	AT-RISK
17	13	4	3	0

** Ratings are calculated with data available by 03/17/2010. All Career Centers in South Carolina are included.*

TECHNICAL SKILL ATTAINMENT

The percentage of students enrolled in career and technology courses at a center who earn a 2.0 or above on the final course grade.

Our Center		State Center Average (%)
n	%	%
406	91.9%	86.3%

GRADUATION RATE

The number of 12th grade career technology education students who graduate in the spring is divided by the number of 12th graders enrolled in the center and converted to a percentage.

Our Center		State Center Average (%)
n	%	%
73	87.7%	95.4%

PLACEMENT RATE

The number of career and technology completers who are available for placement in postsecondary instruction, military services, or employment is divided into the number of students over a three-year period who are actually placed and converted to a percentage. This criterion mirrors the Perkins standard.

Our Center		State Center Average (%)
n	%	%
160	96.3%	96.9%

NAEP PERFORMANCE*

** Performance reported for SC and nation, data not available at school level. Percentages at NAEP Achievement Levels.*







SC PERFORMANCE GOAL

2010 Goal:
By 2010, SC's student achievement will be ranked in the top half of the states nationally. To achieve this goal, we must become one of the fastest improving systems in the country.

2020 Vision:
By 2020 all students will graduate with the knowledge and skills necessary to compete successfully in the global economy, participate in a democratic society and contribute positively as members of families and communities.

Abbreviations Key
N/A Not Applicable **N/AV** Not Available **N/C** Not Collected **N/R** Not Reported **I/S** Insufficient Sample **TBD** To be determined
NI Newly Identified **CSI** Continuing School Improvement **CA** Corrective Action **RP** Plan to Restructure **R** Restructure **DELAY** School Improvement Status **HOLD** School Improvement Status

Barnwell County Career Center

SCHOOL PROFILE

	Our Center	Change from Last Year	Median Career Center
Students (n=462)			
With disabilities other than speech	14.1%	Down from 15.0%	8.2%
Career/technology students in co-curricular organizations	32.7%	Down from 37.1%	18.9%
Enrollment in career/technology courses	462	Up from 428	675
Students participating in work-based experiences	18.8%	Up from 0.0%	19.7%
Teachers (n=13)			
Teachers with advanced degrees	23.1%	Up from 15.4%	28.6%
Continuing contract teachers	7.7%	No Change	73.8%
Teachers with emergency or provisional certificates	23.1%	Up from 8.3%	19.0%
Teachers returning from previous year	92.3%	Down from 94.9%	91.5%
Teacher attendance rate	N/R	N/R	95.7%
Average teacher salary*	$47,569	Up 6.5%	$48,318
Professional development days/teacher	6.8 days	Down from 27.8 days	12.1 days
Center			
Director's years at Center	6.0	Up from 5.0	5.0
Dollars spent per pupil**	$3,651	Up 20.4%	$3,726
Percent of expenditures for teacher salaries**	50.0%	Down from 55.6%	51.6%
Percent of expenditures for instruction**	54.3%	Down from 56.5%	65.4%
Parents attending conferences	38.7%	Up from 11.7%	88.3%

* Length of contract = 185+ days.

** Prior year audited financial data available.

EVALUATION RESULTS

	Teachers	Students*	Parents*
Number of surveys returned	0	109	21
Percent satisfied with learning environment	N/R	97.2%	90.5%
Percent satisfied with social and physical environment	N/R	96.3%	84.2%
Percent satisfied with school-home relations	N/R	97.2%	90.5%

* Only eleventh grade students and their parents were included.

Comprehensive detail, including definitions of ratings, performance criteria, and explanations of status, is available on **www.ed.sc.gov** and **www.eoc.sc.gov** as well as school and school district websites.

Printed versions are available from school districts upon request.

REPORT OF DIRECTOR AND SCHOOL IMPROVEMENT COUNCIL

Barnwell County Career Center (BCCC) is one of eleven multi-district centers in South Carolina. BCCC serves students from Barnwell School Districts 19, 29, and 45. BCCC had an enrollment of 501 students enrolled in thirteen career programs in the fall of 2008.

Students were involved in School-to-Work Activities. Activities included shadowing, cooperative education, and clinicals in 25 different businesses and industries in the local area. Additionally, students at BCCC participated in Work Based Learning through our School Based Enterprise as well as Shadowing in local business establishments.

Forty-four students were inducted into the National Technical Honor Society. Students were involved in a variety of organizations, such as, SkillsUSA, HOSA, DECA, FFA, and FCCLA. Membership in these organizations allows students to participate in regional, state, and national competitions in their programs of study. Five students participated in this year's SkillsUSA competition in Greenville, SC, where one student finished second in Architectural Drafting and another qualified as one of the final twelve welders in the competition. Nineteen students participated in the State HOSA Competition in Charleston, SC. Eleven students placed 5th in their respective competitions at the convention.

For the first time, students at BCCC were able to take advantage of dual enrollment opportunities in conjunction with Orangeburg-Calhoun Technical College. Forty-two students received dual credit in four different programs. These programs were: Automotive Technology, Electricity, Health Science Technology, and Welding.

The FFA chapter at BCCC continues to be involved in many community projects. They attended many state FFA events and have been successful in winning numerous awards with respect to these events. Our local chapter again held the 2nd Annual FFA High School Rodeo in which over 1000 people attended and was profitable to the chapter. Additionally, the Agriculture instructor was named the Lower State Region Outstanding Teacher for the South Carolina Association of Agricultural Educators and served as SCAAE Lower State Vice-President.

BCCC had a total of 123 students from the three district high schools who completed training at the center. Of the 2008 Career and Technology completers eligible for placement 97.4% were placed in secondary programs, the military, or gainful employment.

Abbreviations Key

N/A Not Applicable **N/AV** Not Available **N/C** Not Collected **N/R** Not Reported **I/S** Insufficient Sample **TBD** To be determined
NI Newly Identified **CSI** Continuing School Improvement **CA** Corrective Action **RP** Plan to Restructure **R** Restructure **DELAY** School Improvement Status **HOLD** School Improvement Status