



SC Annual School Report Card Summary

Oakland Primary
Sumter 2
Grades: PK-1 Enrollment: 655
Principal: Shirley Tomlin
Superintendent: Dr. J. Frank Baker
Board Chair: Mr. Larry Addison

PERFORMANCE

Comprehensive detail, including definitions of ratings, performance criteria, and explanations of status, is available on www.ed.sc.gov and www.eoc.sc.gov as well as school and school district websites. Printed versions are available from school districts upon request.

YEAR	ABSOLUTE RATING	GROWTH RATING	PALMETTO GOLD/SILVER AWARD	AYP STATUS	NCLB IMPROVEMENT STATUS
2008	Good	Below Average	TBD	Not Met	N/A
2007	Good	Good	N/A	Met	N/A
2006	Excellent	Good	N/A	Met	N/A

ABSOLUTE RATING OF PRIMARY SCHOOLS WITH STUDENTS LIKE OURS*

EXCELLENT	GOOD	AVERAGE	BELOW AVERAGE	AT-RISK
4	1	0	0	0

* Ratings are calculated with data available by 02/18/2009. Schools with Students like Ours are Primary Schools with poverty indices of no more than 5% above or below the index for this school.

PRIME INSTRUCTIONAL TIME

Our School (%)	Median Primary School (%)
90.2%	88.6%

STUDENT-TEACHER RATIO IN CORE SUBJECTS

Our School	Median Primary School
19.0 to 1	18.7 to 1

TEACHERS WITH ADVANCED DEGREES

Our School (%)	Median Primary School (%)
75.0%	56.8%

TEACHERS RETURNING FROM PREVIOUS YEAR

Our School (%)	Median Primary School (%)
87.6%	88.6%

PERCENT OF PARENTS ATTENDING CONFERENCES

Our School (%)	Median Primary School (%)
93.4%	100.0%

DAYS OF PROFESSIONAL DEVELOPMENT*

Our School	Median Primary School
20.8 days	10.0 days

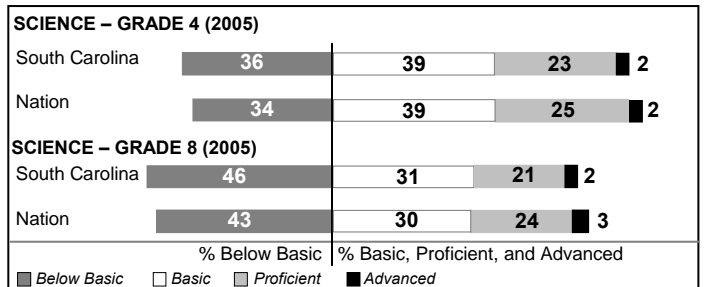
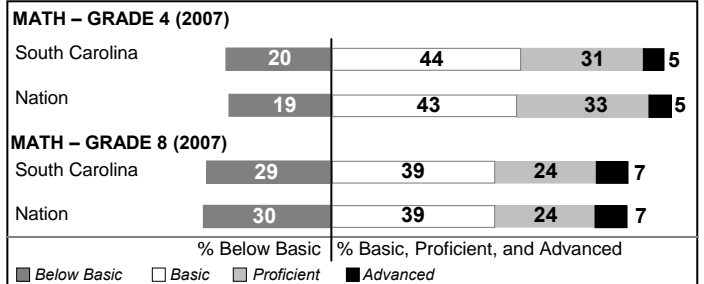
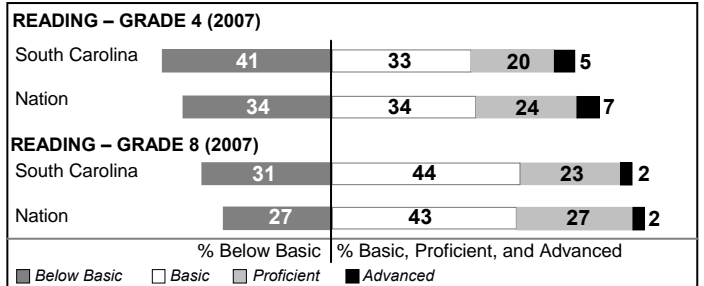
*Professional development days should be devoted exclusively to knowledge and skills in working with children less than eight years old.

Types Of Accreditation (More Than One May Apply)

	Not pursuing accreditation
	Conducting a self-study
X	South Carolina Department of Education
X	Southern Association of Colleges and Schools
	American Montessori Society
	National Association for the Education of Young Children

NAEP PERFORMANCE*

* Performance reported for SC and nation, data not available at school level. Percentages at NAEP Achievement Levels.



SC PERFORMANCE GOAL

2010 Goal:

By 2010, SC's student achievement will be ranked in the top half of the states nationally. To achieve this goal, we must become one of the fastest improving systems in the country.

2020 Goal: TBD

Abbreviations Key

N/A Not Applicable N/AV Not Available N/C Not Collected N/R Not Reported I/S Insufficient Sample TBD To be determined

NI Newly Identified CSI Continuing School Improvement CA Corrective Action RP Plan to Restructure R Restructure DELAY School Improvement Status HOLD School Improvement Status

Oakland Primary [Sumter 2]

SCHOOL PROFILE

	Our School	Change from Last Year	Primary Schools with Students Like Ours	Median Primary School
Students (n=655)				
Retention rate	2.1%	Down from 6.0%	3.6%	4.0%
Attendance rate	95.6%	Up from 95.3%	95.8%	95.6%
With disabilities other than speech	2.4%	Up from 2.2%	3.9%	4.0%
Out-of-school suspensions or expulsions for violent &/or criminal offenses	0.0%	No Change	0.0%	0.0%
Teachers (n=36)				
Teachers with advanced degrees	75.0%	Up from 69.4%	58.0%	56.8%
Continuing contract teachers	72.2%	Down from 75.0%	72.2%	81.3%
Teachers with emergency or provisional certificates	7.1%	Up from 0.0%	0.0%	0.0%
Teachers returning from previous year	87.6%	Up from 82.5%	87.6%	88.6%
Teacher attendance rate	95.3%	Up from 92.9%	94.2%	94.9%
Average teacher salary	\$42,592	Up 4.6%	\$46,469	\$45,806
Classes not taught by highly qualified teachers	5.2%	Up from 4.7%	0.0%	0.0%
School				
Principal's years at school	15.0	Up from 13.0	4.0	4.0
Student-teacher ratio in core subjects	19.0 to 1	Down from 19.9 to 1	19.0 to 1	18.7 to 1
Prime instructional time	90.2%	Up from 86.9%	88.2%	88.6%
Opportunities in the arts	Good	No Change	Good	Good
SACS accreditation	Yes	No Change	Yes	Yes
Character development program	Excellent	No Change	Excellent	Excellent
Dollars spent per pupil*	\$5,810	Up 4.3%	\$6,802	\$6,510
Percent of expenditures for instruction*	64.8%	Up from 64.2%	66.2%	71.0%
Percent of expenditures for teacher salaries*	62.9%	Up from 59.5%	61.4%	64.2%
% of AYP objectives met	88.2%		88.2%	87.0%

* Prior year audited financial data available.

REPORT OF PRINCIPAL AND SCHOOL IMPROVEMENT COUNCIL

Oakland Primary, a pre-kindergarten through first grade school, is committed to providing an environment where all children can learn and succeed. We maintain high expectations for our students' academic, social, emotional, and physical growth.

Our highly trained and dedicated staff continues to participate in staff development, study groups, and graduate courses where they gain a variety of strategies and teaching methods for helping our students become successful.

Title I funds continue to be used for enhancing our school's curriculum and providing students with unique opportunities for learning. At Oakland, we are committed to developing child-centered classrooms where critical thinking and problem solving continue to be a part of the daily routine. New programs implemented this past year included the LEAP Program (Literacy Enrichment and Acceleration Program) to help our students in kindergarten and first grade become more proficient in reading, writing and language arts, the Letter Factory for handwriting, and the Motor Lab for fine and gross motor skills development.

Parental and community involvement is an integral part of our school. We continue to solicit involvement through our Parent Teacher Association (PTA), School Improvement Council (SIC), Title I, and Site Based Planning Committees.

Shirley G. Tomlin
Principal

Jamma Bradford
School Improvement Council Chair

EVALUATION RESULTS

	Teachers
Number of surveys returned	39
Percent satisfied with learning environment	100.0%
Percent satisfied with social and physical environment	97.4%
Percent satisfied with school-home relations	97.4%

Comprehensive detail, including definitions of rating, performance criteria, and explanations of status, is available on www.ed.sc.gov and www.eoc.sc.gov as well as school and school district websites.

Printed versions are available from school districts upon request.

Abbreviations Key

N/A Not Applicable N/AV Not Available N/C Not Collected N/R Not Reported I/S Insufficient Sample TBD To be determined

NI Newly Identified CSI Continuing School Improvement CA Corrective Action RP Plan to Restructure R Restructure DELAY School Improvement Status HOLD School Improvement Status