



SC Annual School Report Card Summary

Saluda Primary
 Saluda
 Grades: PK-2 Enrollment: 404
 Principal: Corey Burns
 Superintendent: Dr. David Mathis
 Board Chair: Ben Harrison

PERFORMANCE

Comprehensive detail, including definitions of ratings, performance criteria, and explanations of status, is available on www.ed.sc.gov and www.eoc.sc.gov as well as school and school district websites. Printed versions are available from school districts upon request.

YEAR	ABSOLUTE RATING	GROWTH RATING	PALMETTO GOLD/SILVER AWARD	AYP STATUS	NCLB IMPROVEMENT STATUS
2008	Average	Average	TBD	Not Met	N/A
2007	Average	N/A	N/A	Met	N/A
2006	Excellent	Good	N/A	Not Met	N/A

ABSOLUTE RATING OF PRIMARY SCHOOLS WITH STUDENTS LIKE OURS*

EXCELLENT	GOOD	AVERAGE	BELOW AVERAGE	AT-RISK
6	1	1	0	0

* Ratings are calculated with data available by 02/18/2009. Schools with Students like Ours are Primary Schools with poverty indices of no more than 5% above or below the index for this school.

PRIME INSTRUCTIONAL TIME

Our School (%)	Median Primary School (%)
88.4%	88.6%

STUDENT-TEACHER RATIO IN CORE SUBJECTS

Our School	Median Primary School
19.6 to 1	18.7 to 1

TEACHERS WITH ADVANCED DEGREES

Our School (%)	Median Primary School (%)
25.9%	56.8%

TEACHERS RETURNING FROM PREVIOUS YEAR

Our School (%)	Median Primary School (%)
77.7%	88.6%

PERCENT OF PARENTS ATTENDING CONFERENCES

Our School (%)	Median Primary School (%)
100.0%	100.0%

DAYS OF PROFESSIONAL DEVELOPMENT*

Our School	Median Primary School
3.5 days	10.0 days

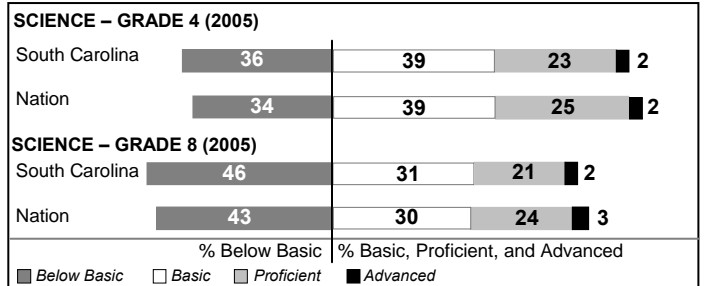
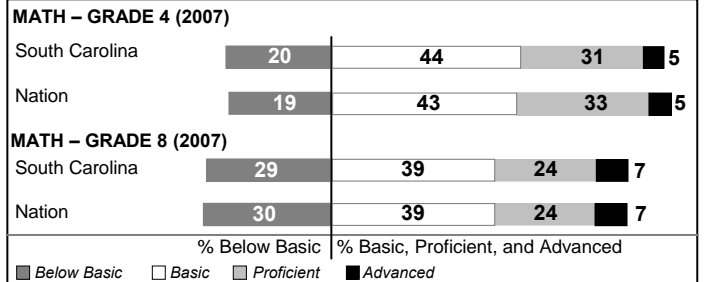
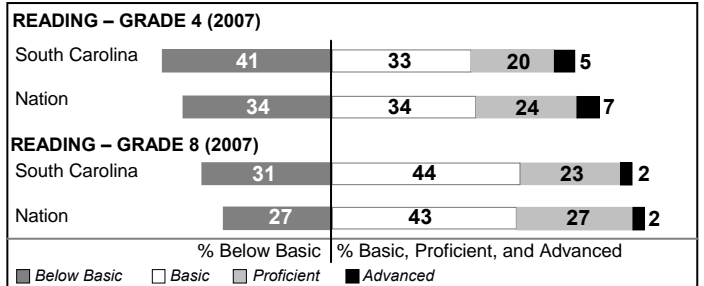
*Professional development days should be devoted exclusively to knowledge and skills in working with children less than eight years old.

Types Of Accreditation (More Than One May Apply)

X	Not pursuing accreditation
	Conducting a self-study
	South Carolina Department of Education
	Southern Association of Colleges and Schools
	American Montessori Society
	National Association for the Education of Young Children

NAEP PERFORMANCE*

* Performance reported for SC and nation, data not available at school level. Percentages at NAEP Achievement Levels.



SC PERFORMANCE GOAL

2010 Goal:

By 2010, SC's student achievement will be ranked in the top half of the states nationally. To achieve this goal, we must become one of the fastest improving systems in the country.

2020 Goal: TBD

Abbreviations Key

N/A Not Applicable N/AV Not Available N/C Not Collected N/R Not Reported I/S Insufficient Sample TBD To be determined

NI Newly Identified CSI Continuing School Improvement CA Corrective Action RP Plan to Restructure R Restructure DELAY School Improvement Status HOLD School Improvement Status

Saluda Primary [Saluda]

SCHOOL PROFILE

	Our School	Change from Last Year	Primary Schools with Students Like Ours	Median Primary School
Students (n=404)				
Retention rate	5.7%	Up from 5.4%	5.7%	4.0%
Attendance rate	96.0%	Up from 95.9%	95.4%	95.6%
With disabilities other than speech	4.2%	Up from 3.0%	6.3%	4.0%
Out-of-school suspensions or expulsions for violent &/or criminal offenses	0.0%	No Change	0.0%	0.0%
Teachers (n=27)				
Teachers with advanced degrees	25.9%	Up from 25.0%	61.4%	56.8%
Continuing contract teachers	51.9%	Down from 58.3%	81.8%	81.3%
Teachers with emergency or provisional certificates	8.3%	Up from 0.0%	0.0%	0.0%
Teachers returning from previous year	77.7%	Up from 66.4%	89.3%	88.6%
Teacher attendance rate	93.0%	Up from 91.2%	93.8%	94.9%
Average teacher salary	\$36,842	Up 5.2%	\$46,241	\$45,806
Classes not taught by highly qualified teachers	6.7%	Up from 5.6%	0.0%	0.0%
School				
Principal's years at school	3.0	Up from 2.0	6.0	4.0
Student-teacher ratio in core subjects	19.6 to 1	Down from 21.5 to 1	18.4 to 1	18.7 to 1
Prime instructional time	88.4%	Up from 86.0%	87.9%	88.6%
Opportunities in the arts	Good	No Change	Good	Good
SACS accreditation	No	No Change	Yes	Yes
Character development program	Average	Down from Good	Excellent	Excellent
Dollars spent per pupil*	\$5,426	Down 7.4%	\$6,651	\$6,510
Percent of expenditures for instruction*	68.5%	Up from 68.0%	71.5%	71.0%
Percent of expenditures for teacher salaries*	61.1%	Down from 67.0%	65.9%	64.2%
% of AYP objectives met	81.8%		80.0%	87.0%

* Prior year audited financial data available.

EVALUATION RESULTS

	Teachers
Number of surveys returned	28
Percent satisfied with learning environment	92.9%
Percent satisfied with social and physical environment	96.3%
Percent satisfied with school-home relations	82.1%

REPORT OF PRINCIPAL AND SCHOOL IMPROVEMENT COUNCIL

Dear Parents and Community Partners,

Saluda Primary School is a community school and has fostered the motto of "Excellence is our Primary Goal" everyday. We continue to work to create a safe and challenging environment for our students so that they can become lifelong learners who are prepared for future vocational endeavors.

The school's rigorous curriculum, which focuses on creating a balanced literacy program that establishes a solid foundation for future academic work, has earned for us a rating of excellent as can be seen on our school report card. The staff earned this rating through the completion of training modules that were designed to enhance their teaching skills with the assistance of support staff such as our Literacy Coach and Tutor.

We have strengthened our learning environment by better measuring student academic growth with the Measurement of Academic Progress Test (MAP). Results from the MAP tests have been used by our second grade teachers to support each student's learning needs and to help each child understand and set learning goals. Further, our teachers in kindergarten through second grade evaluate student progress by using the observation survey that monitors student progress in our literacy program.

We are extremely proud of the triumphs that have occurred at our school for the betterment of our students. Our Family Reading, Math, and Writing Nights have been quite successful, as have our information parent meetings. Our PTA has been very active and has raised a substantial amount of money and rallied good support for our school.

Our vision of attaining a world-class school is well on its way to becoming a reality. We are definitely preparing our students today for a better tomorrow.

Sincerely,

Jay Freeman, Principal
Shelia Myers, SIC Chairperson

Comprehensive detail, including definitions of rating, performance criteria, and explanations of status, is available on www.ed.sc.gov and www.eoc.sc.gov as well as school and school district websites.

Printed versions are available from school districts upon request.

Abbreviations Key

N/A Not Applicable N/AV Not Available N/C Not Collected N/R Not Reported I/S Insufficient Sample TBD To be determined

NI Newly Identified CSI Continuing School Improvement CA Corrective Action RP Plan to Restructure R Restructure DELAY School Improvement Status HOLD School Improvement Status