



SC Annual School Report Card Summary

Edisto Primary
Orangeburg 4
Grades: PK-2 Enrollment: 712
Principal: Susan A. Zeigler
Superintendent: Dr. Darrell Johnson
Board Chair: Mr. Aaron Rudd

PERFORMANCE

Comprehensive detail, including definitions of ratings, performance criteria, and explanations of status, is available on www.ed.sc.gov and www.eoc.sc.gov as well as school and school district websites. Printed versions are available from school districts upon request.

YEAR	ABSOLUTE RATING	GROWTH RATING	PALMETTO GOLD/SILVER AWARD	AYP STATUS	NCLB IMPROVEMENT STATUS
2008	Excellent	Good	TBD	Not Met	R
2007	Excellent	Good	N/A	Not Met	RP
2006	Excellent	Excellent	N/A	Not Met	CA

ABSOLUTE RATING OF PRIMARY SCHOOLS WITH STUDENTS LIKE OURS*

EXCELLENT	GOOD	AVERAGE	BELOW AVERAGE	AT-RISK
8	1	0	0	0

*Ratings are calculated with data available by 02/18/2009. Schools with Students like Ours are Primary Schools with poverty indices of no more than 5% above or below the index for this school.

PRIME INSTRUCTIONAL TIME

Our School (%)	Median Primary School (%)
86.5%	88.6%

STUDENT-TEACHER RATIO IN CORE SUBJECTS

Our School	Median Primary School
18.3 to 1	18.7 to 1

TEACHERS WITH ADVANCED DEGREES

Our School (%)	Median Primary School (%)
68.8%	56.8%

TEACHERS RETURNING FROM PREVIOUS YEAR

Our School (%)	Median Primary School (%)
84.9%	88.6%

PERCENT OF PARENTS ATTENDING CONFERENCES

Our School (%)	Median Primary School (%)
97.8%	100.0%

DAYS OF PROFESSIONAL DEVELOPMENT*

Our School	Median Primary School
18.8 days	10.0 days

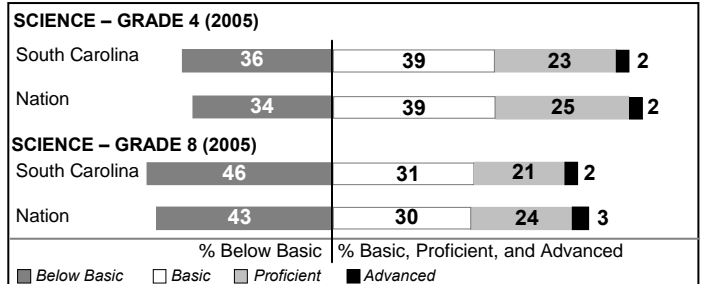
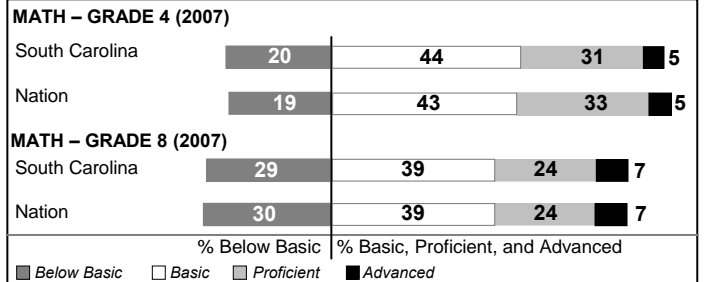
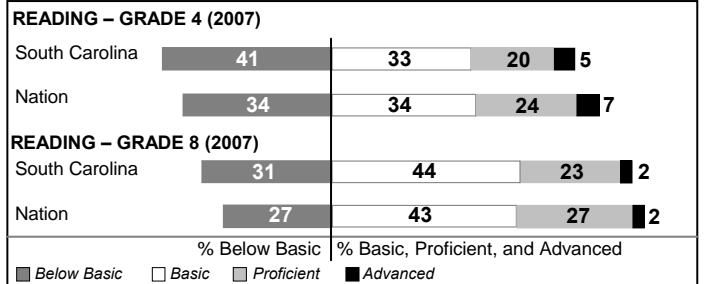
*Professional development days should be devoted exclusively to knowledge and skills in working with children less than eight years old.

Types Of Accreditation (More Than One May Apply)

	Not pursuing accreditation
	Conducting a self-study
X	South Carolina Department of Education
X	Southern Association of Colleges and Schools
	American Montessori Society
	National Association for the Education of Young Children

NAEP PERFORMANCE*

* Performance reported for SC and nation, data not available at school level. Percentages at NAEP Achievement Levels.



SC PERFORMANCE GOAL

2010 Goal:

By 2010, SC's student achievement will be ranked in the top half of the states nationally. To achieve this goal, we must become one of the fastest improving systems in the country.

2020 Goal: TBD

Abbreviations Key

N/A Not Applicable N/AV Not Available N/C Not Collected N/R Not Reported I/S Insufficient Sample TBD To be determined

NI Newly Identified CSI Continuing School Improvement CA Corrective Action RP Plan to Restructure R Restructure DELAY School Improvement Status HOLD School Improvement Status

Edisto Primary [Orangeburg 4]

SCHOOL PROFILE

	Our School	Change from Last Year	Primary Schools with Students Like Ours	Median Primary School
Students (n=712)				
Retention rate	5.2%	Up from 4.4%	3.4%	4.0%
Attendance rate	95.4%	Down from 95.6%	95.4%	95.6%
With disabilities other than speech	2.9%	Up from 2.3%	5.1%	4.0%
Out-of-school suspensions or expulsions for violent &/or criminal offenses	0.0%	No Change	0.0%	0.0%
Teachers (n=48)				
Teachers with advanced degrees	68.8%	Up from 66.7%	60.2%	56.8%
Continuing contract teachers	75.0%	Down from 86.3%	81.8%	81.3%
Teachers with emergency or provisional certificates	2.3%	Up from 2.2%	0.0%	0.0%
Teachers returning from previous year	84.9%	Down from 86.4%	89.3%	88.6%
Teacher attendance rate	92.6%	Down from 93.6%	95.3%	94.9%
Average teacher salary	\$45,285	Down 0.4%	\$46,280	\$45,806
Classes not taught by highly qualified teachers	0.0%	No Change	0.0%	0.0%
School				
Principal's years at school	3.0	Up from 2.0	3.5	4.0
Student-teacher ratio in core subjects	18.3 to 1	Down from 19.2 to 1	18.3 to 1	18.7 to 1
Prime instructional time	86.5%	Down from 88.2%	88.7%	88.6%
Opportunities in the arts	Good	No Change	Good	Good
SACS accreditation	Yes	No Change	Yes	Yes
Character development program	Excellent	No Change	Excellent	Excellent
Dollars spent per pupil*	\$6,339	Up 14.6%	\$6,570	\$6,510
Percent of expenditures for instruction*	69.7%	Up from 67.4%	71.4%	71.0%
Percent of expenditures for teacher salaries*	64.7%	Up from 64.5%	68.0%	64.2%
% of AYP objectives met	76.5%		85.2%	87.0%

* Prior year audited financial data available.

EVALUATION RESULTS

	Teachers
Number of surveys returned	45
Percent satisfied with learning environment	97.8%
Percent satisfied with social and physical environment	93.3%
Percent satisfied with school-home relations	86.0%

REPORT OF PRINCIPAL AND SCHOOL IMPROVEMENT COUNCIL

Edisto Primary School is a "Jewel of a School," where "Good Character Comes From the Heart," and a place where "Good Things Happen." The administration, faculty, staff, volunteers, students, parents, and community members work together and strive for academic excellence and for improved academic success. The school has continued to receive an "Excellent" rating on the state report card since the onset of this statewide reporting system.

Edisto Primary School has received accreditation for the past thirty-seven years through the Southern Association of Colleges and Schools. The school is currently accredited through SACS.

The educational program of the school has been enhanced by the literacy coach for the past two years. This, along with the science coach, has resulted in improved instruction and assessment of students, more hands-on activities for the students, and has increased the amount of community and parental interest and participation. With the addition of the literacy coach, teachers have received increased assistance on a regular basis. Students have benefited from the additional assistance in the areas of reading, writing, and language.

MAP (Measures of Academic Progress) assesses students three times during the school year, and the data received by this assessment drives instruction on individual instructional levels. With the addition of this targeted instruction, the school has experienced greater improvement in reading and math and language.

Monthly family/parenting nights, programs provided by each grade level at the school, attendance at conferences and home visits have strengthened the partnership with parents and the community. The administration, faculty, and staff realize the importance of home/school/community relationships and will continue to strive to strengthen them even more during the next school term.

The school continues to face challenges of improving test scores, motivating students to achieve to their fullest potential, and working with parents on attendance. Edisto Primary School happily embraces this challenge and looks to the future with confidence.

Susan A. Zeigler, Principal
Sandi Templeton, SIC Chairperson

Comprehensive detail, including definitions of rating, performance criteria, and explanations of status, is available on www.ed.sc.gov and www.eoc.sc.gov as well as school and school district websites.

Printed versions are available from school districts upon request.

Abbreviations Key

N/A Not Applicable N/AV Not Available N/C Not Collected N/R Not Reported I/S Insufficient Sample TBD To be determined

NI Newly Identified CSI Continuing School Improvement CA Corrective Action RP Plan to Restructure R Restructure DELAY School Improvement Status HOLD School Improvement Status