



SC Annual School Report Card Summary

Bennettsville Primary

Marlboro

Grades: PK-2

Enrollment: 619

Principal: Stacey Barrineau-Jaillette

Superintendent: Miss Alisa Goodman

Board Chair: Mr. John McInnis

PERFORMANCE

Comprehensive detail, including definitions of ratings, performance criteria, and explanations of status, is available on www.ed.sc.gov and www.eoc.sc.gov as well as school and school district websites. Printed versions are available from school districts upon request.

YEAR	ABSOLUTE RATING	GROWTH RATING	PALMETTO GOLD/SILVER AWARD	AYP STATUS	NCLB IMPROVEMENT STATUS
2008	Excellent	Good	TBD	Not Met	R
2007	Excellent	Good	N/A	Met	R-DELAY
2006	Excellent	Good	N/A	Not Met	R

ABSOLUTE RATING OF PRIMARY SCHOOLS WITH STUDENTS LIKE OURS*

EXCELLENT	GOOD	AVERAGE	BELOW AVERAGE	AT-RISK
5	0	0	0	0

*Ratings are calculated with data available by 02/18/2009. Schools with Students like Ours are Primary Schools with poverty indices of no more than 5% above or below the index for this school.

PRIME INSTRUCTIONAL TIME

Our School (%)	Median Primary School (%)
84.6%	88.6%

STUDENT-TEACHER RATIO IN CORE SUBJECTS

Our School	Median Primary School
19.9 to 1	18.7 to 1

TEACHERS WITH ADVANCED DEGREES

Our School (%)	Median Primary School (%)
57.9%	56.8%

TEACHERS RETURNING FROM PREVIOUS YEAR

Our School (%)	Median Primary School (%)
84.5%	88.6%

PERCENT OF PARENTS ATTENDING CONFERENCES

Our School (%)	Median Primary School (%)
100.0%	100.0%

DAYS OF PROFESSIONAL DEVELOPMENT*

Our School	Median Primary School
10.0 days	10.0 days

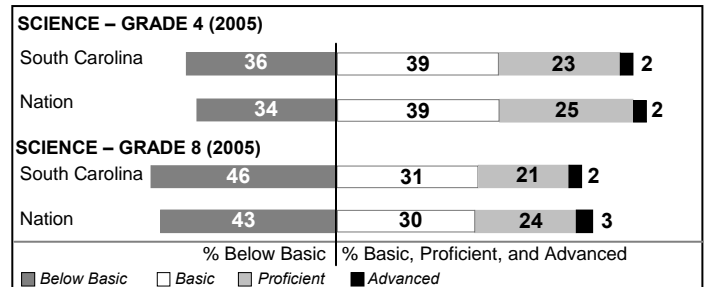
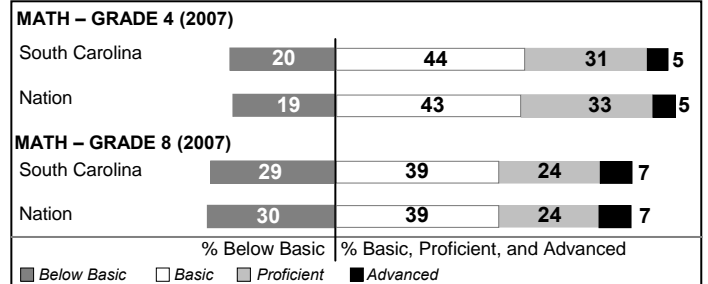
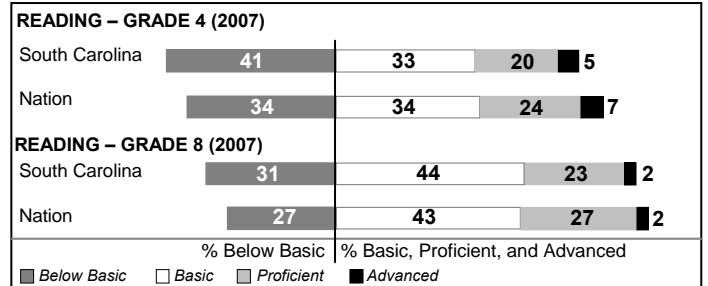
*Professional development days should be devoted exclusively to knowledge and skills in working with children less than eight years old.

Types Of Accreditation (More Than One May Apply)

	Not pursuing accreditation
X	Conducting a self-study
X	South Carolina Department of Education
X	Southern Association of Colleges and Schools
	American Montessori Society
	National Association for the Education of Young Children

NAEP PERFORMANCE*

* Performance reported for SC and nation, data not available at school level. Percentages at NAEP Achievement Levels.



SC PERFORMANCE GOAL

2010 Goal:

By 2010, SC's student achievement will be ranked in the top half of the states nationally. To achieve this goal, we must become one of the fastest improving systems in the country.

2020 Goal: TBD

Abbreviations Key

N/A Not Applicable N/AV Not Available N/C Not Collected N/R Not Reported I/S Insufficient Sample TBD To be determined

NI Newly Identified CSI Continuing School Improvement CA Corrective Action RP Plan to Restructure R Restructure DELAY School Improvement Status HOLD School Improvement Status

Bennettsville Primary [Marlboro]

SCHOOL PROFILE

	Our School	Change from Last Year	Primary Schools with Students Like Ours	Median Primary School
Students (n=619)				
Retention rate	8.9%	Up from 7.1%	4.4%	4.0%
Attendance rate	95.4%	Up from 94.8%	95.4%	95.6%
With disabilities other than speech	7.8%	Up from 7.1%	6.3%	4.0%
Out-of-school suspensions or expulsions for violent &/or criminal offenses	0.0%	No Change	0.0%	0.0%
Teachers (n=38)				
Teachers with advanced degrees	57.9%	Down from 63.4%	60.0%	56.8%
Continuing contract teachers	73.7%	Down from 92.7%	82.7%	81.3%
Teachers with emergency or provisional certificates	0.0%	No Change	0.0%	0.0%
Teachers returning from previous year	84.5%	Down from 87.7%	92.9%	88.6%
Teacher attendance rate	93.6%	Down from 94.2%	93.8%	94.9%
Average teacher salary	\$41,039	Down 9.6%	\$41,829	\$45,806
Classes not taught by highly qualified teachers	2.7%	Down from 4.4%	0.0%	0.0%
School				
Principal's years at school	4.5	Up from 3.5	4.5	4.0
Student-teacher ratio in core subjects	19.9 to 1	Up from 15.5 to 1	18.7 to 1	18.7 to 1
Prime instructional time	84.6%	Up from 84.5%	87.6%	88.6%
Opportunities in the arts	Good	No Change	Good	Good
SACS accreditation	Yes	No Change	Yes	Yes
Character development program	Excellent	No Change	Excellent	Excellent
Dollars spent per pupil*	\$6,451	Down 1.2%	\$7,154	\$6,510
Percent of expenditures for instruction*	70.8%	Down from 72.6%	71.2%	71.0%
Percent of expenditures for teacher salaries*	68.6%	Down from 68.7%	65.4%	64.2%
% of AYP objectives met	76.9%		76.9%	87.0%

* Prior year audited financial data available.

EVALUATION RESULTS

	Teachers
Number of surveys returned	30
Percent satisfied with learning environment	96.7%
Percent satisfied with social and physical environment	93.3%
Percent satisfied with school-home relations	51.7%

REPORT OF PRINCIPAL AND SCHOOL IMPROVEMENT COUNCIL

It is with pleasure that I inform you about the wonderful learning experiences that take place at Bennettsville Primary School. The Bennettsville Primary School Faculty and Staff work hard to make sure that each student receives good care and a quality education. We believe that a child's love of learning starts with us.

"An Ocean of Learning" was our school theme this year. Our teachers and staff had lots of fun decorating the halls and their classrooms with ocean flare. There was much fun to be had!

The Student Achievement Team hosted the third annual Math Night and Snuggle Up and Read Night. These wonderful events allowed teachers to work with parents and students. BPS also enjoys hosting Muffins for Moms and Doughnuts for Dads, and, of course, we enjoy celebrating Grandparents Day.

The Bennettsville Police Department continues to partner with us through the Officer Read program. Teachers and students absolutely love visiting with the officers. BPS has many volunteers, and we are grateful to all persons for their time and efforts.

Mrs. Trena Brown was nominated by her coworkers to serve as Teacher of the Year. A better person could not have been selected for this honor. She is a true educator with tremendous leadership potential. Mrs. Brown understands children and treats them with respect and compassion.

Our school is participating in the TAP (Teacher Advancement Program). Teachers are formally evaluated up to six times per year and are scored on their performance. BPS has embraced this program and continues to make gains on MAP and on Dominie reading scores.

I would like to thank every teacher, parent, student, and community member for supporting BPS. I sincerely believe that BPS is an excellent place for children and adults. As always, we will continue to strive for educational excellence and encourage our children to set goals and dream big.

Stacey Barrineau-Jaillette, Principal
Denise McLaurin, SIC Chair

Comprehensive detail, including definitions of rating, performance criteria, and explanations of status, is available on www.ed.sc.gov and www.eoc.sc.gov as well as school and school district websites.

Printed versions are available from school districts upon request.

Abbreviations Key

N/A Not Applicable N/AV Not Available N/C Not Collected N/R Not Reported I/S Insufficient Sample TBD To be determined

NI Newly Identified CSI Continuing School Improvement CA Corrective Action RP Plan to Restructure R Restructure DELAY School Improvement Status HOLD School Improvement Status