



# SC Annual School Report Card Summary

Easterling Primary

Marion 1

Grades: PK-2

Enrollment: 795

Principal: Angie Grice

Superintendent: Michael D. Lupo

Board Chair: James Smith

## PERFORMANCE

Comprehensive detail, including definitions of ratings, performance criteria, and explanations of status, is available on [www.ed.sc.gov](http://www.ed.sc.gov) and [www.eoc.sc.gov](http://www.eoc.sc.gov) as well as school and school district websites. Printed versions are available from school districts upon request.

YEAR	ABSOLUTE RATING	GROWTH RATING	PALMETTO GOLD/SILVER AWARD	AYP STATUS	NCLB IMPROVEMENT STATUS
2008	Excellent	Good	TBD	Not Met	CSI
2007	Excellent	Excellent	N/A	Not Met	NI
2006	Excellent	Excellent	N/A	Not Met	N/A

## ABSOLUTE RATING OF PRIMARY SCHOOLS WITH STUDENTS LIKE OURS\*

EXCELLENT	GOOD	AVERAGE	BELOW AVERAGE	AT-RISK
7	0	1	0	0

\* Ratings are calculated with data available by 02/18/2009. Schools with Students like Ours are Primary Schools with poverty indices of no more than 5% above or below the index for this school.

## PRIME INSTRUCTIONAL TIME

Our School (%)	Median Primary School (%)
88.7%	88.6%

## STUDENT-TEACHER RATIO IN CORE SUBJECTS

Our School	Median Primary School
20.5 to 1	18.7 to 1

## TEACHERS WITH ADVANCED DEGREES

Our School (%)	Median Primary School (%)
50.0%	56.8%

## TEACHERS RETURNING FROM PREVIOUS YEAR

Our School (%)	Median Primary School (%)
93.3%	88.6%

## PERCENT OF PARENTS ATTENDING CONFERENCES

Our School (%)	Median Primary School (%)
99.7%	100.0%

## DAYS OF PROFESSIONAL DEVELOPMENT\*

Our School	Median Primary School
6.8 days	10.0 days

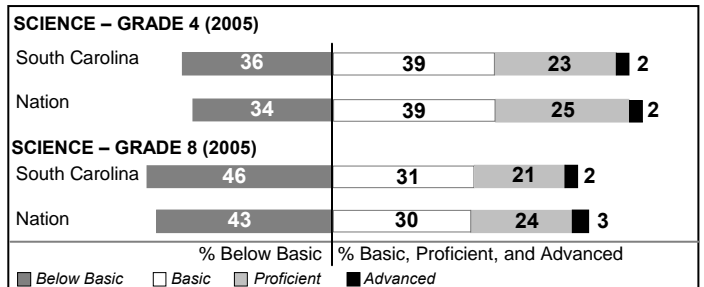
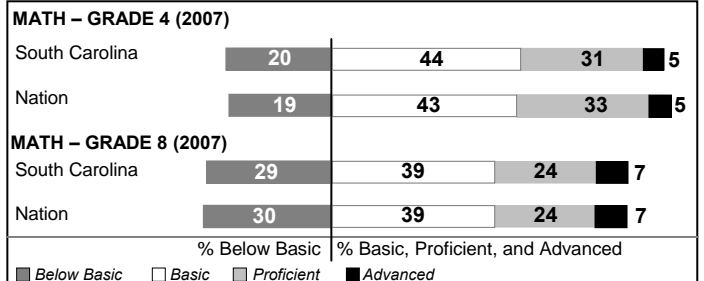
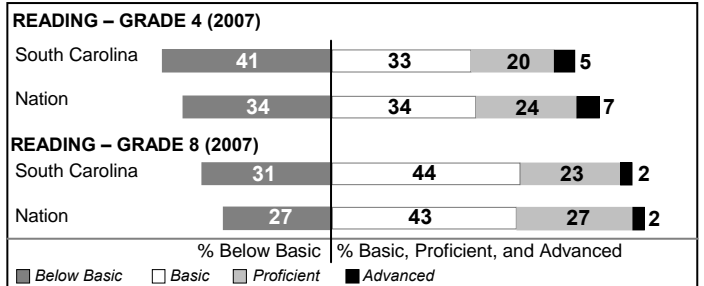
\*Professional development days should be devoted exclusively to knowledge and skills in working with children less than eight years old.

## Types Of Accreditation (More Than One May Apply)

	Not pursuing accreditation
	Conducting a self-study
X	South Carolina Department of Education
X	Southern Association of Colleges and Schools
	American Montessori Society
X	National Association for the Education of Young Children

## NAEP PERFORMANCE\*

\* Performance reported for SC and nation, data not available at school level. Percentages at NAEP Achievement Levels.



## SC PERFORMANCE GOAL

2010 Goal:

*By 2010, SC's student achievement will be ranked in the top half of the states nationally. To achieve this goal, we must become one of the fastest improving systems in the country.*

2020 Goal: TBD

### Abbreviations Key

N/A Not Applicable N/AV Not Available N/C Not Collected N/R Not Reported I/S Insufficient Sample TBD To be determined

NI Newly Identified CSI Continuing School Improvement CA Corrective Action RP Plan to Restructure R Restructure DELAY School Improvement Status HOLD School Improvement Status

# Easterling Primary [Marion 1]

## SCHOOL PROFILE

	Our School	Change from Last Year	Primary Schools with Students Like Ours	Median Primary School
<b>Students (n=795)</b>				
Retention rate	4.3%	Up from 4.2%	6.2%	4.0%
Attendance rate	95.9%	Up from 95.6%	95.6%	95.6%
With disabilities other than speech	6.3%	Up from 4.0%	6.6%	4.0%
Out-of-school suspensions or expulsions for violent &/or criminal offenses	0.0%	No Change	0.0%	0.0%
<b>Teachers (n=52)</b>				
Teachers with advanced degrees	50.0%	Up from 44.2%	59.0%	56.8%
Continuing contract teachers	82.7%	Down from 92.3%	82.4%	81.3%
Teachers with emergency or provisional certificates	0.0%	No Change	0.0%	0.0%
Teachers returning from previous year	93.3%	Down from 94.6%	89.4%	88.6%
Teacher attendance rate	93.7%	Down from 95.2%	93.8%	94.9%
Average teacher salary	\$41,829	Up 4.1%	\$45,622	\$45,806
Classes not taught by highly qualified teachers	0.0%	No Change	0.0%	0.0%
<b>School</b>				
Principal's years at school	3.0	Up from 2.0	3.8	4.0
Student-teacher ratio in core subjects	20.5 to 1	Up from 18.7 to 1	18.0 to 1	18.7 to 1
Prime instructional time	88.7%	Down from 90.0%	88.2%	88.6%
Opportunities in the arts	Good	No Change	Good	Good
SACS accreditation	Yes	No Change	Yes	Yes
Character development program	Excellent	No Change	Excellent	Excellent
Dollars spent per pupil*	\$7,752	Down 3.8%	\$6,822	\$6,510
Percent of expenditures for instruction*	67.1%	Up from 64.1%	71.2%	71.0%
Percent of expenditures for teacher salaries*	63.5%	Up from 62.2%	65.4%	64.2%
% of AYP objectives met	82.4%		76.9%	87.0%

\* Prior year audited financial data available.

## EVALUATION RESULTS

	Teachers
Number of surveys returned	54
Percent satisfied with learning environment	96.3%
Percent satisfied with social and physical environment	98.1%
Percent satisfied with school-home relations	73.1%

## REPORT OF PRINCIPAL AND SCHOOL IMPROVEMENT COUNCIL

Easterling Primary School, "Where Little People Do BIG Things," is home to approximately 800 students, ranging from pre-kindergarten through second grade. Through a strong, dedicated staff and community support, this school continues to excel. It has been recognized at both the state and national level through accolades, such as a Palmetto's Finest School, a Red Carpet School winner, a Flagship School of Promise, SACS and NAEYC accreditation, a National Blue Ribbon School of Excellence, and a National School of Character. The following have impacted our successes this year: substantial fund raising efforts, a quality parenting program, an after-school care program providing academic support and enrichment activities, three certified reading specialists providing small group intervention and a summer program targeting struggling readers, use of assessment data to drive instruction, and quality training for all staff.

The Wee Foxes have enjoyed another year of outstanding achievement. With significant community support in our fundraising efforts, we successfully reached our goal of \$32,000 needed to purchase and install new playground equipment. Easterling showed tremendous community service by raising over \$11,000 for Relay for Life, making EPS the second highest contributor in the county. After the fall administration of MAP (Measures of Academic Progress), all of our second graders set goals to work towards. Of the 189 students, 146 made at least a 10-point gain in reading and/or math at the spring assessment. Finally, we successfully added three more 4K classrooms, for a total of six, with CDEPP (Child Development Education Pilot Program). All six rooms successfully underwent numerous state visits and evaluations this year.

A challenge Easterling faced this year was a steady increase in student enrollment throughout the year, forcing classroom ratios to be higher than normal. Another challenge was finding ways to fund and improve safety measures for our aging facility. Continuing to upgrade our security measures will be a goal for next year, as well as finding ways to increase parental involvement and attendance in our school. Finally, our last goal will focus on the use of technology in nine classrooms through staff training and implementation of SMARTBoards.

We always appreciate the overwhelming support of our parents and community. It is so crucial to our school's success.

Deanna Gore, SIC Chair  
Angie Grice, Principal

Comprehensive detail, including definitions of rating, performance criteria, and explanations of status, is available on [www.ed.sc.gov](http://www.ed.sc.gov) and [www.eoc.sc.gov](http://www.eoc.sc.gov) as well as school and school district websites.

Printed versions are available from school districts upon request.

### Abbreviations Key

N/A Not Applicable N/AV Not Available N/C Not Collected N/R Not Reported I/S Insufficient Sample TBD To be determined

NI Newly Identified CSI Continuing School Improvement CA Corrective Action RP Plan to Restructure R Restructure DELAY School Improvement Status HOLD School Improvement Status