



SC Annual School Report Card Summary

Swansea Primary
Lexington 4
Grades: PK-2 Enrollment: 419
Principal: Mrs. Lillian Atkins
Superintendent: Dr. Linda Hawkins
Board Chair: Mr. Jim St. Clair

PERFORMANCE

Comprehensive detail, including definitions of ratings, performance criteria, and explanations of status, is available on www.ed.sc.gov and www.eoc.sc.gov as well as school and school district websites. Printed versions are available from school districts upon request.

YEAR	ABSOLUTE RATING	GROWTH RATING	PALMETTO GOLD/SILVER AWARD	AYP STATUS	NCLB IMPROVEMENT STATUS
2008	Excellent	Good	TBD	Not Met	R
2007	Excellent	Good	N/A	Met	RP-DELAY
2006	Excellent	Excellent	N/A	Not Met	RP

ABSOLUTE RATING OF PRIMARY SCHOOLS WITH STUDENTS LIKE OURS*

EXCELLENT	GOOD	AVERAGE	BELOW AVERAGE	AT-RISK
8	1	0	0	0

*Ratings are calculated with data available by 02/18/2009. Schools with Students like Ours are Primary Schools with poverty indices of no more than 5% above or below the index for this school.

PRIME INSTRUCTIONAL TIME

Our School (%)	Median Primary School (%)
87.1%	88.6%

STUDENT-TEACHER RATIO IN CORE SUBJECTS

Our School	Median Primary School
16.2 to 1	18.7 to 1

TEACHERS WITH ADVANCED DEGREES

Our School (%)	Median Primary School (%)
41.4%	56.8%

TEACHERS RETURNING FROM PREVIOUS YEAR

Our School (%)	Median Primary School (%)
82.0%	88.6%

PERCENT OF PARENTS ATTENDING CONFERENCES

Our School (%)	Median Primary School (%)
100.0%	100.0%

DAYS OF PROFESSIONAL DEVELOPMENT*

Our School	Median Primary School
7.0 days	10.0 days

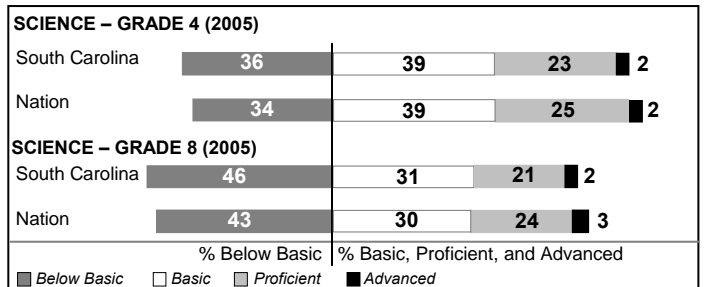
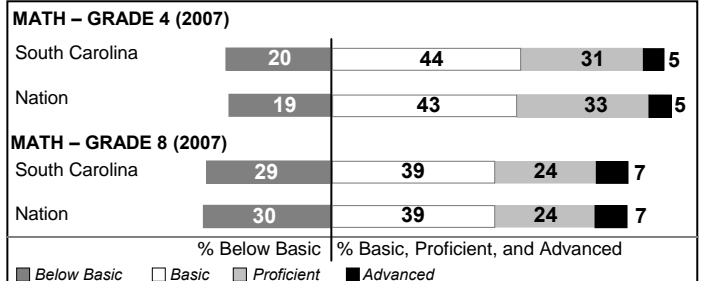
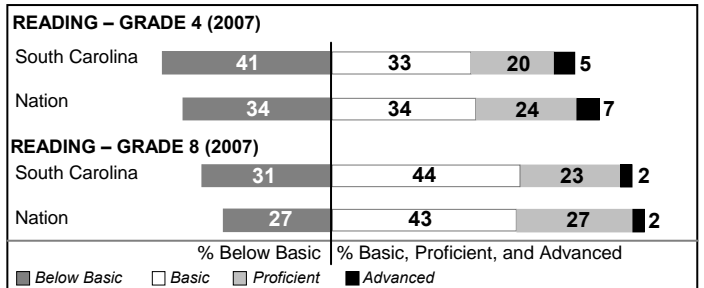
*Professional development days should be devoted exclusively to knowledge and skills in working with children less than eight years old.

Types Of Accreditation (More Than One May Apply)

	Not pursuing accreditation
	Conducting a self-study
X	South Carolina Department of Education
X	Southern Association of Colleges and Schools
	American Montessori Society
	National Association for the Education of Young Children

NAEP PERFORMANCE*

* Performance reported for SC and nation, data not available at school level. Percentages at NAEP Achievement Levels.



SC PERFORMANCE GOAL

2010 Goal:

By 2010, SC's student achievement will be ranked in the top half of the states nationally. To achieve this goal, we must become one of the fastest improving systems in the country.

2020 Goal: TBD

Abbreviations Key

N/A Not Applicable N/AV Not Available N/C Not Collected N/R Not Reported I/S Insufficient Sample TBD To be determined

NI Newly Identified CSI Continuing School Improvement CA Corrective Action RP Plan to Restructure R Restructure DELAY School Improvement Status HOLD School Improvement Status

Swansea Primary [Lexington 4]

SCHOOL PROFILE

	Our School	Change from Last Year	Primary Schools with Students Like Ours	Median Primary School
Students (n=419)				
Retention rate	1.3%	No Change	3.4%	4.0%
Attendance rate	95.1%	Up from 95.0%	95.4%	95.6%
With disabilities other than speech	6.6%	Up from 3.4%	4.8%	4.0%
Out-of-school suspensions or expulsions for violent &/or criminal offenses	0.0%	No Change	0.0%	0.0%
Teachers (n=29)				
Teachers with advanced degrees	41.4%	Down from 44.4%	57.3%	56.8%
Continuing contract teachers	65.5%	Down from 66.7%	81.8%	81.3%
Teachers with emergency or provisional certificates	0.0%	No Change	0.0%	0.0%
Teachers returning from previous year	82.0%	Up from 81.1%	89.3%	88.6%
Teacher attendance rate	95.7%	Up from 95.1%	95.2%	94.9%
Average teacher salary	\$40,478	Up 0.9%	\$45,767	\$45,806
Classes not taught by highly qualified teachers	12.1%	Up from 9.7%	0.0%	0.0%
School				
Principal's years at school	1.0	Down from 6.0	4.0	4.0
Student-teacher ratio in core subjects	16.2 to 1	Down from 18.0 to 1	18.4 to 1	18.7 to 1
Prime instructional time	87.1%	Down from 87.6%	88.5%	88.6%
Opportunities in the arts	Good	No Change	Good	Good
SACS accreditation	Yes	No Change	Yes	Yes
Character development program	Excellent	Up from Good	Excellent	Excellent
Dollars spent per pupil*	\$8,241	Up 6.0%	\$6,437	\$6,510
Percent of expenditures for instruction*	58.7%	Down from 61.1%	71.4%	71.0%
Percent of expenditures for teacher salaries*	50.6%	Down from 55.1%	68.0%	64.2%
% of AYP objectives met	92.3%		87.0%	87.0%

* Prior year audited financial data available.

REPORT OF PRINCIPAL AND SCHOOL IMPROVEMENT COUNCIL

Swansea Primary School experienced tremendous growth during the 2007-2008 school year. Through the use of instructional coaches, we were able to continue building the capacity of our faculty in the area of professional learning communities. Teachers, along with our coaches, are meeting needs of our students in all areas, with an emphasis on literacy and numeracy. As recipients of the Exemplary Writing Award, we understand the need for children to write in all areas of their education. Our literacy coach facilitated planning with each grade level in order to focus their efforts on writing through intentional lessons and abundant practice. Our mathematics coach was integral in developing excellent formative and summative assessments with teacher teams.

Swansea Primary School strives to be a community school by involving parents in all the decisions that are made. We instituted a volunteer parent program that enables parents to work directly with students in classrooms, while giving teachers time for collaborative planning. Our Parents and Teachers Organization (PTO) became a very active part of our school, and our Promoting Achievement, Learning, and Success (PALS) program provided parents with tools to help their children in the areas of reading, writing, math, and social/emotional development at home. We served all three and four-year-old child development students who registered. We also received the Red Carpet Award for our positive attitude toward assisting parents and the general public.

Excellent teachers and staff members provided students at Swansea Primary School the experiences needed to create readers and writers. We are retaining all staff members for the coming school year and look forward to even greater growth as teachers continue the journey taken this year.

As we look forward to the 2008-2009 school year, our goals are to continue to grow as a faculty in the areas of literacy and numeracy, build relationships within our community, build our base of parent volunteers, and strengthen and grow our PTO. With outstanding parent support of initiatives and programs already in place, Swansea Primary School will truly serve the needs of our number one priority: our students.

Rollin Alderson, School Improvement Council Chair
Sara Ankrapp, Principal

Comprehensive detail, including definitions of rating, performance criteria, and explanations of status, is available on www.ed.sc.gov and www.eoc.sc.gov as well as school and school district websites.

Printed versions are available from school districts upon request.

EVALUATION RESULTS

	Teachers
Number of surveys returned	29
Percent satisfied with learning environment	100.0%
Percent satisfied with social and physical environment	100.0%
Percent satisfied with school-home relations	89.7%

Abbreviations Key

N/A Not Applicable N/AV Not Available N/C Not Collected N/R Not Reported I/S Insufficient Sample TBD To be determined

NI Newly Identified CSI Continuing School Improvement CA Corrective Action RP Plan to Restructure R Restructure DELAY School Improvement Status HOLD School Improvement Status