



SC Annual School Report Card Summary

Frances F Mack Primary

Lexington 4

Grades: PK-2

Enrollment: 645

Principal: Donna Goodwin

Superintendent: Dr. Linda Hawkins

Board Chair: Mr. Jim St. Clair

PERFORMANCE

Comprehensive detail, including definitions of ratings, performance criteria, and explanations of status, is available on www.ed.sc.gov and www.eoc.sc.gov as well as school and school district websites. Printed versions are available from school districts upon request.

YEAR	ABSOLUTE RATING	GROWTH RATING	PALMETTO GOLD/SILVER AWARD	AYP STATUS	NCLB IMPROVEMENT STATUS
2008	Good	Below Average	TBD	Not Met	RP
2007	Good	At-Risk	N/A	Not Met	CA-HOLD
2006	Excellent	Good	N/A	Not Met	CA

ABSOLUTE RATING OF PRIMARY SCHOOLS WITH STUDENTS LIKE OURS*

EXCELLENT	GOOD	AVERAGE	BELOW AVERAGE	AT-RISK
7	1	1	0	0

*Ratings are calculated with data available by 02/18/2009. Schools with Students like Ours are Primary Schools with poverty indices of no more than 5% above or below the index for this school.

PRIME INSTRUCTIONAL TIME

Our School (%)	Median Primary School (%)
85.3%	88.6%

STUDENT-TEACHER RATIO IN CORE SUBJECTS

Our School	Median Primary School
16.7 to 1	18.7 to 1

TEACHERS WITH ADVANCED DEGREES

Our School (%)	Median Primary School (%)
61.4%	56.8%

TEACHERS RETURNING FROM PREVIOUS YEAR

Our School (%)	Median Primary School (%)
84.5%	88.6%

PERCENT OF PARENTS ATTENDING CONFERENCES

Our School (%)	Median Primary School (%)
98.4%	100.0%

DAYS OF PROFESSIONAL DEVELOPMENT*

Our School	Median Primary School
11.5 days	10.0 days

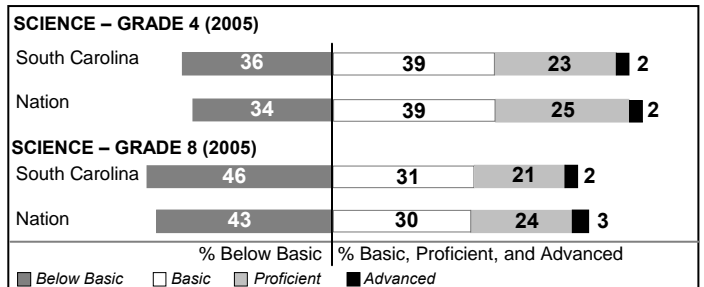
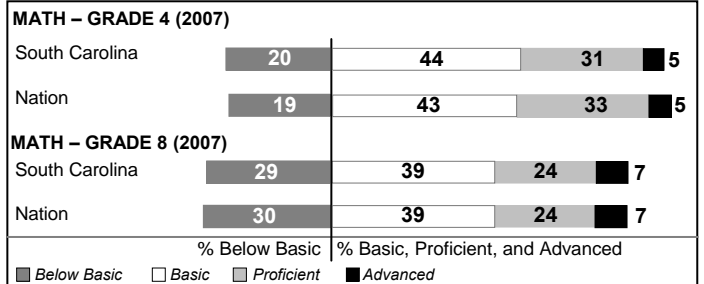
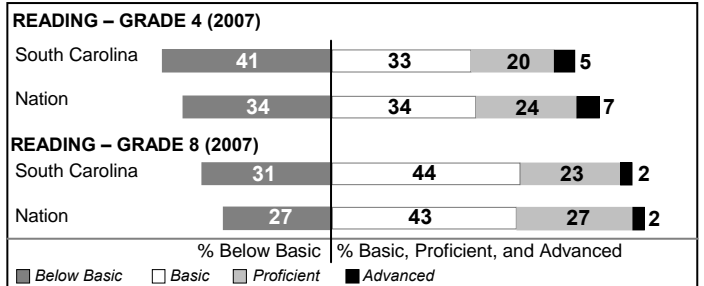
*Professional development days should be devoted exclusively to knowledge and skills in working with children less than eight years old.

Types Of Accreditation (More Than One May Apply)

	Not pursuing accreditation
	Conducting a self-study
X	South Carolina Department of Education
X	Southern Association of Colleges and Schools
	American Montessori Society
	National Association for the Education of Young Children

NAEP PERFORMANCE*

* Performance reported for SC and nation, data not available at school level. Percentages at NAEP Achievement Levels.



SC PERFORMANCE GOAL

2010 Goal:

By 2010, SC's student achievement will be ranked in the top half of the states nationally. To achieve this goal, we must become one of the fastest improving systems in the country.

2020 Goal: TBD

Abbreviations Key

N/A Not Applicable N/AV Not Available N/C Not Collected N/R Not Reported I/S Insufficient Sample TBD To be determined

NI Newly Identified CSI Continuing School Improvement CA Corrective Action RP Plan to Restructure R Restructure DELAY School Improvement Status HOLD School Improvement Status

Frances F Mack Primary [Lexington 4]

SCHOOL PROFILE

	Our School	Change from Last Year	Primary Schools with Students Like Ours	Median Primary School
Students (n=645)				
Retention rate	0.8%	Down from 3.4%	5.3%	4.0%
Attendance rate	95.9%	Up from 95.1%	95.4%	95.6%
With disabilities other than speech	6.8%	No Change	5.5%	4.0%
Out-of-school suspensions or expulsions for violent &/or criminal offenses	0.0%	No Change	0.0%	0.0%
Teachers (n=44)				
Teachers with advanced degrees	61.4%	Up from 60.0%	61.4%	56.8%
Continuing contract teachers	59.1%	Down from 70.0%	80.8%	81.3%
Teachers with emergency or provisional certificates	3.6%	No Change	0.0%	0.0%
Teachers returning from previous year	84.5%	Down from 87.1%	85.9%	88.6%
Teacher attendance rate	93.8%	Up from 92.7%	95.3%	94.9%
Average teacher salary	\$41,705	Up 3.8%	\$46,091	\$45,806
Classes not taught by highly qualified teachers	0.0%	No Change	0.0%	0.0%
School				
Principal's years at school	7.0	Up from 6.0	3.0	4.0
Student-teacher ratio in core subjects	16.7 to 1	Down from 20.9 to 1	18.3 to 1	18.7 to 1
Prime instructional time	85.3%	Up from 84.0%	88.7%	88.6%
Opportunities in the arts	Good	No Change	Good	Good
SACS accreditation	Yes	No Change	Yes	Yes
Character development program	Excellent	No Change	Excellent	Excellent
Dollars spent per pupil*	\$6,651	Down 3.5%	\$6,534	\$6,510
Percent of expenditures for instruction*	66.1%	Up from 64.6%	71.5%	71.0%
Percent of expenditures for teacher salaries*	59.1%	Down from 59.6%	66.4%	64.2%
% of AYP objectives met	69.2%		84.6%	87.0%

* Prior year audited financial data available.

EVALUATION RESULTS

	Teachers
Number of surveys returned	33
Percent satisfied with learning environment	93.9%
Percent satisfied with social and physical environment	90.9%
Percent satisfied with school-home relations	78.8%

REPORT OF PRINCIPAL AND SCHOOL IMPROVEMENT COUNCIL

Frances F. Mack Primary School faculty and staff have successfully completed the Southern Association of Colleges and Schools (SACS) review process, working collaboratively with our district staff for district accreditation. This process provided a forum for review of all aspects of our service to students and the community.

The school staff also worked toward developing a Professional Learning Community (PLC), with increased team planning and focused professional development opportunities. The school leadership team collaborated with other school teams in mini-sessions aimed at providing knowledge and skills in learning community expectations. To this end, our entire faculty participated in a literacy class provided by our South Carolina Reading Initiatives (SCRI) literacy coach. This course provided the opportunity for teachers to share ideas and strategies, as well as to learn the very best researched practices to implement directly in their classrooms.

All first and second-grade teachers participated in brain research training, "All Kinds of Minds." This training provided teachers an understanding in various processes that can affect student learning. It also provided valuable information in differentiating instruction to meet the needs of all students.

We continue to include our community with learning opportunities such as, Lunch & Learn, Books & Breakfast, and our new addition, Evening with Education, which provides technology training to parents.

Frances Mack will continue to offer the 4K program to all qualified students. This program is funded through the Child Development Education Pilot Program (CDEPP). Data indicates tremendous gains resulting from this initiative. Teachers are able to provide students meaningful and effective experiences in literacy, math, and social interactions.

Our focus for this school year is to continue our efforts toward data driven instruction. Teachers are working on developing strategies that support student interventions within the classroom that can provide students the help needed to meet grade-level expectations. A pyramid of interventions was collaboratively determined by our staff to ensure that each student receives every opportunity we can provide.

During the 2008-2009 school year, we will also have a team of teachers working with the State Department of Education pilot program "Keeping Learning on Track." This program will provide training for teacher-leaders, resulting in a shared learning process that will benefit all students.

Our vision of the ABCs—"All About Learning," "Being Successful," and "Caring Community"—has worked well to provide clarity and focus for us and to promote our growth toward an effective neighborhood of learners.

Laura Steppe, SIC Chairperson
Donna Goodwin, Principal

Comprehensive detail, including definitions of rating, performance criteria, and explanations of status, is available on www.ed.sc.gov and www.eoc.sc.gov as well as school and school district websites.

Printed versions are available from school districts upon request.

Abbreviations Key

N/A Not Applicable N/AV Not Available N/C Not Collected N/R Not Reported I/S Insufficient Sample TBD To be determined

NI Newly Identified CSI Continuing School Improvement CA Corrective Action RP Plan to Restructure R Restructure DELAY School Improvement Status HOLD School Improvement Status