



SC Annual School Report Card Summary

Batesburg-Leesville Primary
Lexington 3
Grades: PK-2 Enrollment: 553
Principal: Tonya K. Watson
Superintendent: Dr. William M. Gummerson
Board Chair: Billy Berry

PERFORMANCE

Comprehensive detail, including definitions of ratings, performance criteria, and explanations of status, is available on www.ed.sc.gov and www.eoc.sc.gov as well as school and school district websites. Printed versions are available from school districts upon request.

YEAR	ABSOLUTE RATING	GROWTH RATING	PALMETTO GOLD/SILVER AWARD	AYP STATUS	NCLB IMPROVEMENT STATUS
2008	Excellent	Excellent	TBD	Not Met	CA
2007	Good	Below Average	N/A	Met	CSI-DELAY
2006	Excellent	Good	N/A	Not Met	CSI

ABSOLUTE RATING OF PRIMARY SCHOOLS WITH STUDENTS LIKE OURS*

EXCELLENT	GOOD	AVERAGE	BELOW AVERAGE	AT-RISK
8	1	0	0	0

* Ratings are calculated with data available by 02/18/2009. Schools with Students like Ours are Primary Schools with poverty indices of no more than 5% above or below the index for this school.

PRIME INSTRUCTIONAL TIME

Our School (%)	Median Primary School (%)
88.2%	88.6%

STUDENT-TEACHER RATIO IN CORE SUBJECTS

Our School	Median Primary School
19.0 to 1	18.7 to 1

TEACHERS WITH ADVANCED DEGREES

Our School (%)	Median Primary School (%)
59.0%	56.8%

TEACHERS RETURNING FROM PREVIOUS YEAR

Our School (%)	Median Primary School (%)
96.3%	88.6%

PERCENT OF PARENTS ATTENDING CONFERENCES

Our School (%)	Median Primary School (%)
100.0%	100.0%

DAYS OF PROFESSIONAL DEVELOPMENT*

Our School	Median Primary School
7.2 days	10.0 days

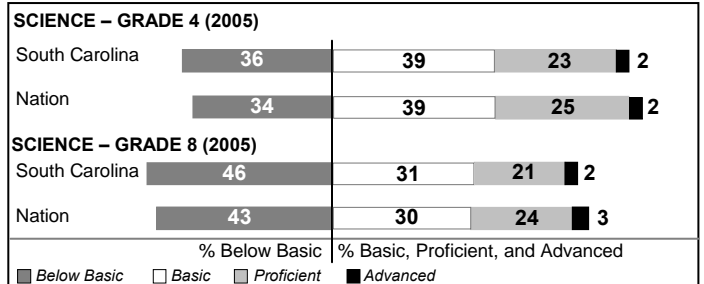
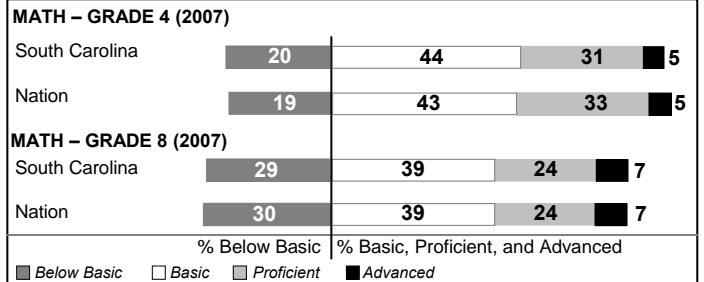
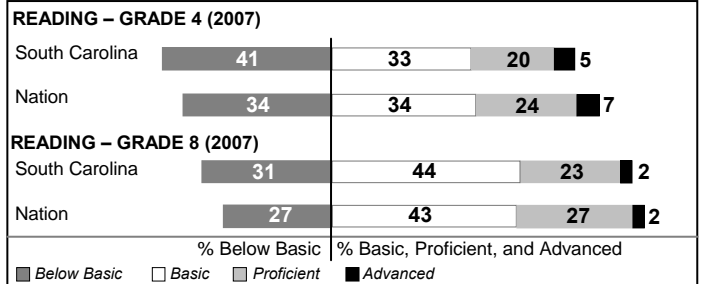
*Professional development days should be devoted exclusively to knowledge and skills in working with children less than eight years old.

Types Of Accreditation (More Than One May Apply)

	Not pursuing accreditation
	Conducting a self-study
X	South Carolina Department of Education
X	Southern Association of Colleges and Schools
	American Montessori Society
	National Association for the Education of Young Children

NAEP PERFORMANCE*

* Performance reported for SC and nation, data not available at school level. Percentages at NAEP Achievement Levels.



SC PERFORMANCE GOAL

2010 Goal:

By 2010, SC's student achievement will be ranked in the top half of the states nationally. To achieve this goal, we must become one of the fastest improving systems in the country.

2020 Goal: TBD

Abbreviations Key

N/A Not Applicable N/AV Not Available N/C Not Collected N/R Not Reported I/S Insufficient Sample TBD To be determined

NI Newly Identified CSI Continuing School Improvement CA Corrective Action RP Plan to Restructure R Restructure DELAY School Improvement Status HOLD School Improvement Status

Batesburg-Leesville Primary [Lexington 3]

SCHOOL PROFILE

	Our School	Change from Last Year	Primary Schools with Students Like Ours	Median Primary School
Students (n=553)				
Retention rate	3.6%	Down from 5.1%	3.1%	4.0%
Attendance rate	95.8%	No Change	95.5%	95.6%
With disabilities other than speech	6.2%	Up from 6.0%	4.7%	4.0%
Out-of-school suspensions or expulsions for violent &/or criminal offenses	0.0%	No Change	0.0%	0.0%
Teachers (n=39)				
Teachers with advanced degrees	59.0%	Up from 50.0%	60.2%	56.8%
Continuing contract teachers	92.3%	Down from 92.9%	81.1%	81.3%
Teachers with emergency or provisional certificates	0.0%	No Change	0.0%	0.0%
Teachers returning from previous year	96.3%	Up from 96.0%	89.3%	88.6%
Teacher attendance rate	94.1%	Down from 95.4%	95.2%	94.9%
Average teacher salary	\$46,469	Up 4.8%	\$45,767	\$45,806
Classes not taught by highly qualified teachers	0.0%	No Change	0.0%	0.0%
School				
Principal's years at school	4.0	Up from 3.0	3.5	4.0
Student-teacher ratio in core subjects	19.0 to 1	Up from 16.2 to 1	18.6 to 1	18.7 to 1
Prime instructional time	88.2%	Down from 89.8%	89.0%	88.6%
Opportunities in the arts	Good	No Change	Good	Good
SACS accreditation	Yes	No Change	Yes	Yes
Character development program	Good	No Change	Excellent	Excellent
Dollars spent per pupil*	\$7,589	Up 9.6%	\$6,570	\$6,510
Percent of expenditures for instruction*	71.0%	Down from 71.7%	70.4%	71.0%
Percent of expenditures for teacher salaries*	57.5%	Down from 67.3%	63.8%	64.2%
% of AYP objectives met	70.6%		90.3%	87.0%

* Prior year audited financial data available.

EVALUATION RESULTS

	Teachers
Number of surveys returned	43
Percent satisfied with learning environment	90.7%
Percent satisfied with social and physical environment	97.7%
Percent satisfied with school-home relations	90.7%

REPORT OF PRINCIPAL AND SCHOOL IMPROVEMENT COUNCIL

Dear Parents and Supporters of Batesburg-Leesville Primary,

Batesburg-Leesville Primary School is very proud of its mission to meet the needs of all students and to prepare them for the future. We believe the goals and objectives established by the School Improvement Council and the faculty and staff were met for the school year 2007-2008. The most exciting goal that was achieved was meeting the No Child Left Behind's Adequately Yearly Progress! Focusing on our school's motto this year, "Work Hard, Work Smart, Work Together," our faculty, students, and parents have followed the school's School Renewal Plan to move our school forward and maintain an excellence in which we can be proud.

BLPS has continued to implement the State Improvement Grant which was awarded to us last year. As part of the objectives of the grant, our school discipline policy has been revamped and we are very proud to report that discipline referrals have reduced from 923 in 2005-2006 to 551 this year. Our school was also named as one of the first schools in the state to be a HealthierUS School Challenge Silver Team Nutrition School by the U.S. Department of Agriculture. BLPS met the challenge to make changes to our school's nutrition environment, improve the quality of the foods served, and provide students with more nutritious, healthy choices. The Silver Award has been received by only 32 schools in the nation!

A 2-hour, uninterrupted reading block was scheduled for 1st and 2nd graders this year to ensure that students receive reading and writing instruction without being pulled out for other services. Also, the master schedule was designed such that additional faculty members were able to assist in providing small group instruction to more effectively differentiate reading instruction. This has proven to be very successful in helping students reach their individual potentials.

We are also very excited about the implementation of two excellent programs, Thinking Maps and Write From the Beginning, which help students brainstorm about subjects and then write stories or factual information using a writing formula. The faculty and staff have all received training about these two programs and students have improved their writing skills already!

As we look ahead, we cannot be complacent and become satisfied with mediocrity. We want our students to be able to compete with any other student across the country. A good work ethic, a strong academic base, and support from parents/guardians will certainly help in achieving our goals for the future.

Tonya K. Watson, Principal
Jennifer McInnis, SIC Chairperson

Comprehensive detail, including definitions of rating, performance criteria, and explanations of status, is available on www.ed.sc.gov and www.eoc.sc.gov as well as school and school district websites.

Printed versions are available from school districts upon request.

Abbreviations Key

N/A Not Applicable N/AV Not Available N/C Not Collected N/R Not Reported I/S Insufficient Sample TBD To be determined
NI Newly Identified CSI Continuing School Improvement CA Corrective Action RP Plan to Restructure R Restructure DELAY School Improvement Status HOLD School Improvement Status