



# SC Annual School Report Card Summary

North Myrtle Beach Primary  
Horry

Grades: PK-1

Enrollment: 823

Principal: Bobbie Edge

Superintendent: Dr. Cynthia Elsberry

Board Chair: Will Garland

## PERFORMANCE

Comprehensive detail, including definitions of ratings, performance criteria, and explanations of status, is available on [www.ed.sc.gov](http://www.ed.sc.gov) and [www.eoc.sc.gov](http://www.eoc.sc.gov) as well as school and school district websites. Printed versions are available from school districts upon request.

YEAR	ABSOLUTE RATING	GROWTH RATING	PALMETTO GOLD/SILVER AWARD	AYP STATUS	NCLB IMPROVEMENT STATUS
2008	Excellent	Good	TBD	Not Met	N/A
2007	Excellent	Good	N/A	Met	N/A
2006	Excellent	Good	N/A	Not Met	N/A

## ABSOLUTE RATING OF PRIMARY SCHOOLS WITH STUDENTS LIKE OURS\*

EXCELLENT	GOOD	AVERAGE	BELOW AVERAGE	AT-RISK
3	1	0	0	0

\*Ratings are calculated with data available by 02/18/2009. Schools with Students like Ours are Primary Schools with poverty indices of no more than 5% above or below the index for this school.

## PRIME INSTRUCTIONAL TIME

Our School (%)	Median Primary School (%)
87.6%	88.6%

## STUDENT-TEACHER RATIO IN CORE SUBJECTS

Our School	Median Primary School
22.5 to 1	18.7 to 1

## TEACHERS WITH ADVANCED DEGREES

Our School (%)	Median Primary School (%)
58.0%	56.8%

## TEACHERS RETURNING FROM PREVIOUS YEAR

Our School (%)	Median Primary School (%)
85.7%	88.6%

## PERCENT OF PARENTS ATTENDING CONFERENCES

Our School (%)	Median Primary School (%)
100.0%	100.0%

## DAYS OF PROFESSIONAL DEVELOPMENT\*

Our School	Median Primary School
15.2 days	10.0 days

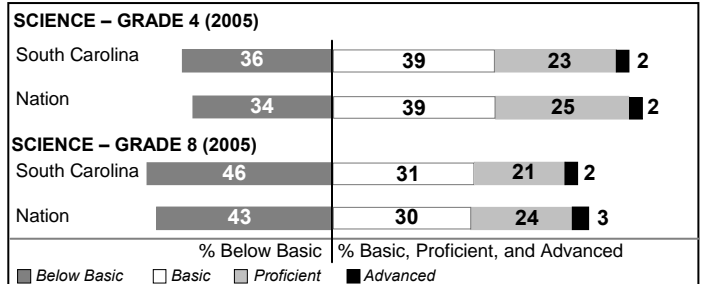
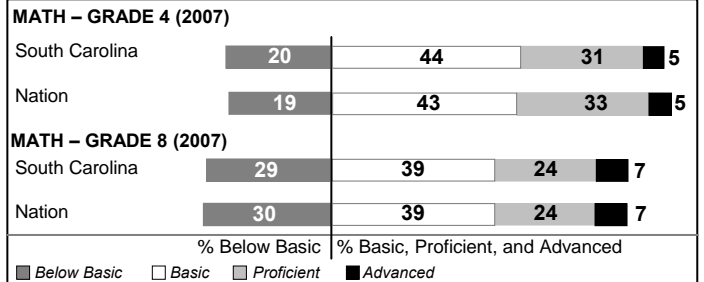
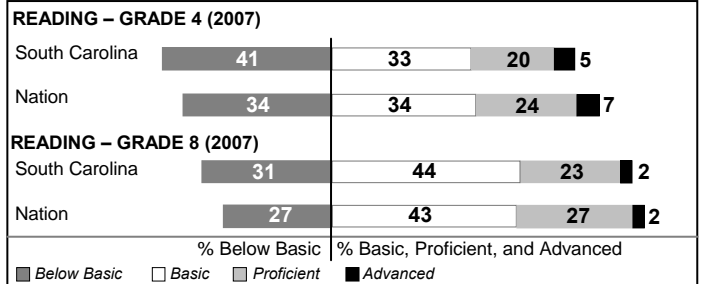
\*Professional development days should be devoted exclusively to knowledge and skills in working with children less than eight years old.

## Types Of Accreditation (More Than One May Apply)

	Not pursuing accreditation
	Conducting a self-study
X	South Carolina Department of Education
X	Southern Association of Colleges and Schools
	American Montessori Society
	National Association for the Education of Young Children

## NAEP PERFORMANCE\*

\* Performance reported for SC and nation, data not available at school level. Percentages at NAEP Achievement Levels.



## SC PERFORMANCE GOAL

2010 Goal:

*By 2010, SC's student achievement will be ranked in the top half of the states nationally. To achieve this goal, we must become one of the fastest improving systems in the country.*

2020 Goal: TBD

### Abbreviations Key

N/A Not Applicable N/AV Not Available N/C Not Collected N/R Not Reported I/S Insufficient Sample TBD To be determined

NI Newly Identified CSI Continuing School Improvement CA Corrective Action RP Plan to Restructure R Restructure DELAY School Improvement Status HOLD School Improvement Status

# North Myrtle Beach Primary [Horry]

## SCHOOL PROFILE

	Our School	Change from Last Year	Primary Schools with Students Like Ours	Median Primary School
<b>Students (n=823)</b>				
Retention rate	2.1%	Down from 2.9%	3.6%	4.0%
Attendance rate	96.5%	Up from 96.2%	95.8%	95.6%
With disabilities other than speech	3.4%	Down from 4.6%	3.7%	4.0%
Out-of-school suspensions or expulsions for violent &/or criminal offenses	0.0%	Down from 0.2%	0.0%	0.0%
<b>Teachers (n=50)</b>				
Teachers with advanced degrees	58.0%	Up from 50.0%	54.5%	56.8%
Continuing contract teachers	74.0%	Down from 75.0%	70.1%	81.3%
Teachers with emergency or provisional certificates	0.0%	No Change	0.0%	0.0%
Teachers returning from previous year	85.7%	Down from 89.6%	86.7%	88.6%
Teacher attendance rate	94.7%	Down from 95.8%	94.5%	94.9%
Average teacher salary	\$50,447	Up 3.1%	\$46,388	\$45,806
Classes not taught by highly qualified teachers	0.0%	No Change	0.0%	0.0%
<b>School</b>				
Principal's years at school	8.0	Up from 7.0	6.0	4.0
Student-teacher ratio in core subjects	22.5 to 1	Up from 21.5 to 1	19.3 to 1	18.7 to 1
Prime instructional time	87.6%	Down from 89.9%	88.5%	88.6%
Opportunities in the arts	Good	No Change	Good	Good
SACS accreditation	Yes	No Change	Yes	Yes
Character development program	Excellent	No Change	Excellent	Excellent
Dollars spent per pupil*	\$8,052	Up 19.2%	\$6,512	\$6,510
Percent of expenditures for instruction*	72.3%	Down from 77.2%	65.5%	71.0%
Percent of expenditures for teacher salaries*	67.7%	Up from 7.3%	62.2%	64.2%
% of AYP objectives met	88.2%		90.3%	87.0%

\* Prior year audited financial data available.

## EVALUATION RESULTS

	Teachers
Number of surveys returned	38
Percent satisfied with learning environment	92.1%
Percent satisfied with social and physical environment	97.4%
Percent satisfied with school-home relations	94.4%

## REPORT OF PRINCIPAL AND SCHOOL IMPROVEMENT COUNCIL

Just a short walk from the beach, tucked away in the midst of a bustling coastal community, lays a tideland treasure: North Myrtle Beach Primary School. Our school strives to provide a rigorous and relevant curriculum with opportunities to learn that are as varied and as adventurous as our coastal backyard. While creating a safe and nurturing environment, we endeavor to engage students through best instructional practices and challenging experiences.

The combined efforts of our students, faculty, staff, and community members have enabled our pupils to move forward on the learning continuum. Eighty-eight percent of our kindergarteners read a text level of "4" or greater, and 81% of our first graders read a text level "16" or greater as measured on benchmark assessments at the end of the 2007 – 2008 school year.

Staff development for the year concentrated on a balance between literacy and numeracy. With the implementation of the Developmental Reading Assessment 2, teachers were given the strategies needed to assess accuracy, fluency, and comprehension which, in turn, would assist students to become independent, successful readers. Utilizing Title I funds, we were able to secure an Everyday Math consultant who worked with our teachers to focus on the correlation between the mathematics standards and the Everyday Math program. Through the use of math games and math explorations, students gained a deeper knowledge of mathematical insight and reasoning. A writing consultant provided staff development regarding the writing rubric.

North Myrtle Beach Primary entered year five of the State Improvement Grant. This federally funded grant targeted both student behavior and student reading. As a result of the grant, staff members participated in training for administering the Dynamic Indicators of Basic Early Literacy Skills (DIBELS) assessment and in conducting Peer Assisted Learning Strategies (PALS). The behavior component of the grant allowed us to target students with behavior issues and to provide interventions for them.

We had many opportunities to celebrate throughout the year. Ceremonies were held quarterly to recognize student achievement and student improvement. Students participated in the community effort, Relay for Life, and raised over \$3,600 to benefit the American Cancer Society. Students also donated \$9,869 for Jump Rope for Heart. The Yaupon Garden Club continued supporting the Carolina Schoolyard Garden.

Bobbie Edge, Principal  
Shannon Parker Hardee, SIC Chairperson

Comprehensive detail, including definitions of rating, performance criteria, and explanations of status, is available on [www.ed.sc.gov](http://www.ed.sc.gov) and [www.eoc.sc.gov](http://www.eoc.sc.gov) as well as school and school district websites.

Printed versions are available from school districts upon request.

### Abbreviations Key

N/A Not Applicable N/AV Not Available N/C Not Collected N/R Not Reported I/S Insufficient Sample TBD To be determined

NI Newly Identified CSI Continuing School Improvement CA Corrective Action RP Plan to Restructure R Restructure DELAY School Improvement Status HOLD School Improvement Status