



SC Annual School Report Card Summary

Myrtle Beach Primary
Horry
Grades: PK-1 **Enrollment: 871**
Principal: June Moorhead
Superintendent: Dr. Cynthia Elsberry
Board Chair: Will Garland

PERFORMANCE

Comprehensive detail, including definitions of ratings, performance criteria, and explanations of status, is available on www.ed.sc.gov and www.eoc.sc.gov as well as school and school district websites. Printed versions are available from school districts upon request.

YEAR	ABSOLUTE RATING	GROWTH RATING	PALMETTO GOLD/SILVER AWARD	AYP STATUS	NCLB IMPROVEMENT STATUS
2008	Excellent	Excellent	TBD	Not Met	N/A
2007	Good	At-Risk	N/A	Met	N/A
2006	Excellent	Good	N/A	Met	N/A

ABSOLUTE RATING OF PRIMARY SCHOOLS WITH STUDENTS LIKE OURS*

EXCELLENT	GOOD	AVERAGE	BELOW AVERAGE	AT-RISK
9	1	0	0	0

* Ratings are calculated with data available by 02/18/2009. Schools with Students like Ours are Primary Schools with poverty indices of no more than 5% above or below the index for this school.

PRIME INSTRUCTIONAL TIME

Our School (%)	Median Primary School (%)
89.1%	88.6%

STUDENT-TEACHER RATIO IN CORE SUBJECTS

Our School	Median Primary School
20.4 to 1	18.7 to 1

TEACHERS WITH ADVANCED DEGREES

Our School (%)	Median Primary School (%)
55.6%	56.8%

TEACHERS RETURNING FROM PREVIOUS YEAR

Our School (%)	Median Primary School (%)
89.3%	88.6%

PERCENT OF PARENTS ATTENDING CONFERENCES

Our School (%)	Median Primary School (%)
100.0%	100.0%

DAYS OF PROFESSIONAL DEVELOPMENT*

Our School	Median Primary School
24.6 days	10.0 days

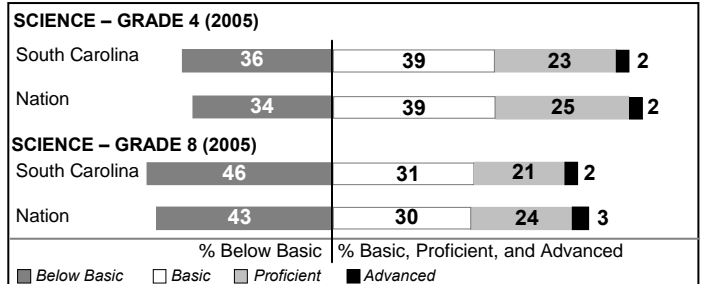
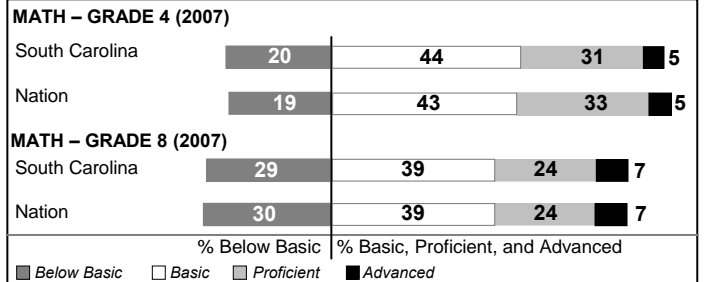
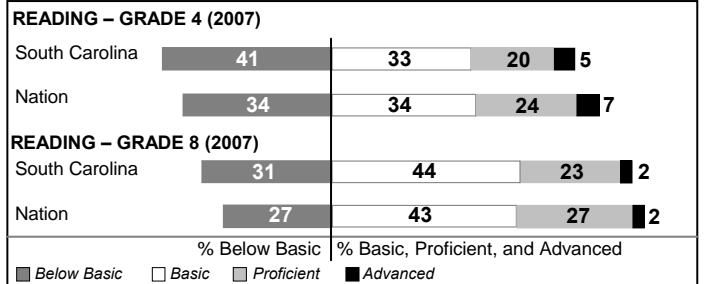
*Professional development days should be devoted exclusively to knowledge and skills in working with children less than eight years old.

Types Of Accreditation (More Than One May Apply)

	Not pursuing accreditation
X	Conducting a self-study
X	South Carolina Department of Education
X	Southern Association of Colleges and Schools
	American Montessori Society
	National Association for the Education of Young Children

NAEP PERFORMANCE*

* Performance reported for SC and nation, data not available at school level. Percentages at NAEP Achievement Levels.



SC PERFORMANCE GOAL

2010 Goal:

By 2010, SC's student achievement will be ranked in the top half of the states nationally. To achieve this goal, we must become one of the fastest improving systems in the country.

2020 Goal: TBD

Abbreviations Key

N/A Not Applicable N/AV Not Available N/C Not Collected N/R Not Reported I/S Insufficient Sample TBD To be determined

NI Newly Identified CSI Continuing School Improvement CA Corrective Action RP Plan to Restructure R Restructure DELAY School Improvement Status HOLD School Improvement Status

Myrtle Beach Primary [Horry]

SCHOOL PROFILE

	Our School	Change from Last Year	Primary Schools with Students Like Ours	Median Primary School
Students (n=871)				
Retention rate	3.0%	Down from 3.7%	3.6%	4.0%
Attendance rate	95.3%	Up from 95.1%	95.4%	95.6%
With disabilities other than speech	7.1%	Up from 5.8%	5.6%	4.0%
Out-of-school suspensions or expulsions for violent &/or criminal offenses	0.3%	Up from 0.0%	0.0%	0.0%
Teachers (n=54)				
Teachers with advanced degrees	55.6%	Up from 33.9%	59.0%	56.8%
Continuing contract teachers	87.0%	Up from 73.2%	81.8%	81.3%
Teachers with emergency or provisional certificates	0.0%	No Change	0.0%	0.0%
Teachers returning from previous year	89.3%	Up from 89.0%	87.6%	88.6%
Teacher attendance rate	95.0%	Down from 96.2%	95.3%	94.9%
Average teacher salary	\$46,091	Up 5.6%	\$46,091	\$45,806
Classes not taught by highly qualified teachers	0.0%	Down from 1.8%	0.0%	0.0%
School				
Principal's years at school	9.0	Up from 8.0	4.0	4.0
Student-teacher ratio in core subjects	20.4 to 1	Down from 21.9 to 1	18.3 to 1	18.7 to 1
Prime instructional time	89.1%	Down from 90.5%	88.8%	88.6%
Opportunities in the arts	Good	No Change	Good	Good
SACS accreditation	Yes	No Change	Yes	Yes
Character development program	Good	Down from Excellent	Excellent	Excellent
Dollars spent per pupil*	\$7,450	Up 15.6%	\$6,534	\$6,510
Percent of expenditures for instruction*	72.5%	Down from 77.4%	71.2%	71.0%
Percent of expenditures for teacher salaries*	68.0%	Down from 72.8%	68.0%	64.2%
% of AYP objectives met	85.7%		85.7%	87.0%

* Prior year audited financial data available.

EVALUATION RESULTS

	Teachers
Number of surveys returned	54
Percent satisfied with learning environment	88.9%
Percent satisfied with social and physical environment	94.4%
Percent satisfied with school-home relations	86.8%

REPORT OF PRINCIPAL AND SCHOOL IMPROVEMENT COUNCIL

The mission of Myrtle Beach Primary School is to nurture and teach all children to become responsible lifelong learners. As an early childhood school, our specific challenge is to meet the developmental needs of young children by addressing their social/emotion growth, improving academic programs, and enhancing the school environment. We seek the involvement of our families and community in promoting these goals in an atmosphere of mutual respect.

Our academic program emphasizes learning to read and understanding beginning numeracy. Additionally, all students are encouraged to follow the school motto - Respect MBP (Myself, Building & Bus, People). Our students participated in district diagnostic testing using the PALS assessment, the DIBELS assessment, and the Developmental Reading Assessment (DRA). First grade students participated in the district administration of PACT writing, and kindergarten and first grade teachers also completed the South Carolina Readiness Assessment Survey for all students. In addition, MAP was given to all kindergarten and first grade students in the winter and spring.

An integral part of our program was the participation of paraprofessionals and professionals in staff development. Teachers and assistants worked in teams, planning and sharing strategies. They pursued topics such as effective learning centers, early reading strategies, and diagnostic assessment.

The PTO was committed to assisting the staff in pursuing a quality education for our students. Three family activities were held for parents and children. Volunteers also worked in the school as Reading Friends, tutors, and teacher assistants. Finally, 100% of our parents signed Parent-Student-Teacher Compacts, attended parent conferences, and worked with teachers to formulate learning plans for our children.

We look forward to the challenges of the 2008-2009 school year and invite you to visit us at MBPS and become a part of our "Primary Sailor Family."

June Moorhead, Principal
Michelle Capps, School Improvement Council Chair

Comprehensive detail, including definitions of rating, performance criteria, and explanations of status, is available on www.ed.sc.gov and www.eoc.sc.gov as well as school and school district websites.

Printed versions are available from school districts upon request.

Abbreviations Key

N/A Not Applicable N/AV Not Available N/C Not Collected N/R Not Reported I/S Insufficient Sample TBD To be determined

NI Newly Identified CSI Continuing School Improvement CA Corrective Action RP Plan to Restructure R Restructure DELAY School Improvement Status HOLD School Improvement Status