



SC Annual School Report Card Summary

Latta Early Childhood Center
 Dillon 3
 Grades: PK-1 Enrollment: 346
 Principal: Dollie Morrell
 Superintendent: Dr. John M. Kirby, Jr.
 Board Chair: Betty Jo Johnson

PERFORMANCE

Comprehensive detail, including definitions of ratings, performance criteria, and explanations of status, is available on www.ed.sc.gov and www.eoc.sc.gov as well as school and school district websites. Printed versions are available from school districts upon request.

| YEAR | ABSOLUTE RATING | GROWTH RATING | PALMETTO GOLD/SILVER AWARD | AYP STATUS | NCLB IMPROVEMENT STATUS |
|------|-----------------|---------------|----------------------------|------------|-------------------------|
| 2008 | N/A | N/A | TBD | Not Met | N/A |
| 2007 | N/A | N/A | N/A | Met | N/A |
| 2006 | Excellent | Good | N/A | Met | N/A |

ABSOLUTE RATING OF PRIMARY SCHOOLS WITH STUDENTS LIKE OURS*

| EXCELLENT | GOOD | AVERAGE | BELOW AVERAGE | AT-RISK |
|-----------|------|---------|---------------|---------|
| 7 | 1 | 0 | 0 | 0 |

* Ratings are calculated with data available by 02/18/2009. Schools with Students like Ours are Primary Schools with poverty indices of no more than 5% above or below the index for this school.

PRIME INSTRUCTIONAL TIME

| Our School (%) | Median Primary School (%) |
|----------------|---------------------------|
| 89.5% | 88.6% |

STUDENT-TEACHER RATIO IN CORE SUBJECTS

| Our School | Median Primary School |
|------------|-----------------------|
| 17.1 to 1 | 18.7 to 1 |

TEACHERS WITH ADVANCED DEGREES

| Our School (%) | Median Primary School (%) |
|----------------|---------------------------|
| 52.9% | 56.8% |

TEACHERS RETURNING FROM PREVIOUS YEAR

| Our School (%) | Median Primary School (%) |
|----------------|---------------------------|
| N/A | 88.6% |

PERCENT OF PARENTS ATTENDING CONFERENCES

| Our School (%) | Median Primary School (%) |
|----------------|---------------------------|
| 99.9% | 100.0% |

DAYS OF PROFESSIONAL DEVELOPMENT*

| Our School | Median Primary School |
|------------|-----------------------|
| 11.0 days | 10.0 days |

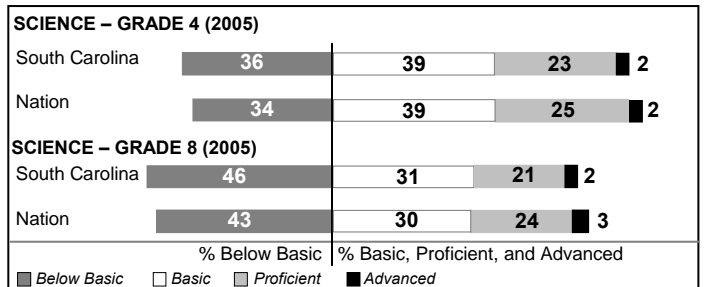
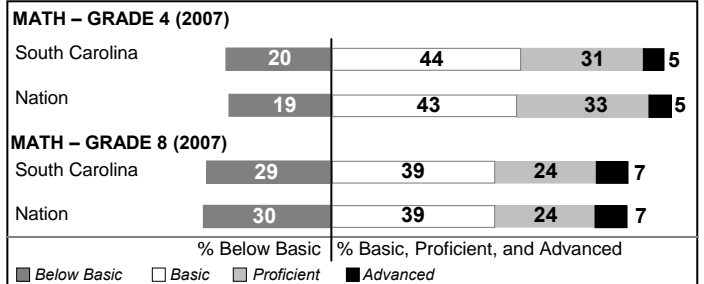
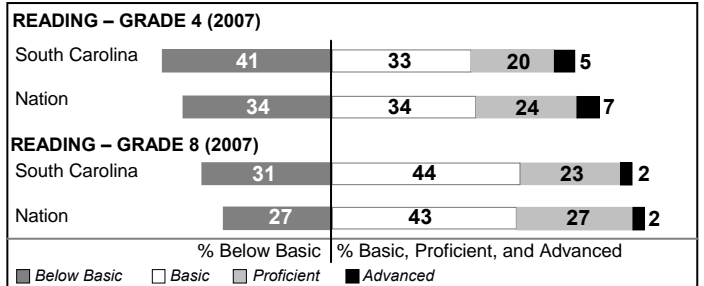
*Professional development days should be devoted exclusively to knowledge and skills in working with children less than eight years old.

Types Of Accreditation (More Than One May Apply)

| | |
|---|--|
| | Not pursuing accreditation |
| | Conducting a self-study |
| X | South Carolina Department of Education |
| X | Southern Association of Colleges and Schools |
| | American Montessori Society |
| | National Association for the Education of Young Children |

NAEP PERFORMANCE*

* Performance reported for SC and nation, data not available at school level. Percentages at NAEP Achievement Levels.



SC PERFORMANCE GOAL

2010 Goal:

By 2010, SC's student achievement will be ranked in the top half of the states nationally. To achieve this goal, we must become one of the fastest improving systems in the country.

2020 Goal: TBD

Abbreviations Key

N/A Not Applicable N/AV Not Available N/C Not Collected N/R Not Reported I/S Insufficient Sample TBD To be determined

NI Newly Identified CSI Continuing School Improvement CA Corrective Action RP Plan to Restructure R Restructure DELAY School Improvement Status HOLD School Improvement Status

Latta Early Childhood Center [Dillon 3]

SCHOOL PROFILE

| | Our School | Change from Last Year | Primary Schools with Students Like Ours | Median Primary School |
|--|------------|-----------------------|---|-----------------------|
| Students (n=346) | | | | |
| Retention rate | 5.4% | Up from 4.7% | 3.1% | 4.0% |
| Attendance rate | 95.1% | Down from 95.3% | 95.4% | 95.6% |
| With disabilities other than speech | 2.0% | Up from 1.5% | 4.0% | 4.0% |
| Out-of-school suspensions or expulsions for violent &/or criminal offenses | 0.0% | No Change | 0.0% | 0.0% |
| Teachers (n=17) | | | | |
| Teachers with advanced degrees | 52.9% | No Change | 61.4% | 56.8% |
| Continuing contract teachers | 100.0% | No Change | 81.8% | 81.3% |
| Teachers with emergency or provisional certificates | 0.0% | No Change | 0.0% | 0.0% |
| Teachers returning from previous year | N/A | N/A | 87.6% | 88.6% |
| Teacher attendance rate | 95.8% | Up from 92.6% | 95.3% | 94.9% |
| Average teacher salary | \$41,987 | Up 4.8% | \$46,091 | \$45,806 |
| Classes not taught by highly qualified teachers | 0.0% | No Change | 0.0% | 0.0% |
| School | | | | |
| Principal's years at school | 2.0 | Up from 1.0 | 3.0 | 4.0 |
| Student-teacher ratio in core subjects | 17.1 to 1 | Down from 25.1 to 1 | 18.2 to 1 | 18.7 to 1 |
| Prime instructional time | 89.5% | Up from 84.2% | 89.1% | 88.6% |
| Opportunities in the arts | Good | No Change | Good | Good |
| SACS accreditation | Yes | No Change | Yes | Yes |
| Character development program | Good | Up from Average | Excellent | Excellent |
| Dollars spent per pupil* | \$4,178 | Down 1.6% | \$6,534 | \$6,510 |
| Percent of expenditures for instruction* | 81.7% | Up from 77.4% | 71.5% | 71.0% |
| Percent of expenditures for teacher salaries* | 76.5% | Up from 75.6% | 68.0% | 64.2% |
| % of AYP objectives met | 92.3% | | 85.7% | 87.0% |

* Prior year audited financial data available.

EVALUATION RESULTS

| | Teachers |
|--|----------|
| Number of surveys returned | 17 |
| Percent satisfied with learning environment | 94.1% |
| Percent satisfied with social and physical environment | 93.8% |
| Percent satisfied with school-home relations | 82.4% |

REPORT OF PRINCIPAL AND SCHOOL IMPROVEMENT COUNCIL

Latta Early Childhood Center is a small school with big ideas! Our faculty and staff are dedicated to giving each and every child the best possible education using innovative scheduling, intervention and assistance for children and parents, and the latest technology available. Every classroom is equipped with an interactive SMART Board, LightSpeed sound system, mounted projector and document camera. These systems are used to enhance instruction and motivate and involve students in the learning process.

The Latta Early Childhood Center has an active Family Literacy Program that includes the Parent Child Home Program (PCHP) which serves two and three-year-olds. The program provides a lending library for parents and workshops that cover a variety of interesting topics for parents. The program also offers GED classes on campus to meet the educational needs of parents. The classes are taught by a certified teacher. The Family Literacy Coordinator schedules literacy activities for all students, grades 4K–Gr.1 and assists with parent workshops for the general school population.

All 4K classes are equipped with new and improved materials, manipulatives, equipment and furniture to better meet the developmental needs of four year old students.

The school employs two certified special education teachers who serve as interventionists. They provide additional instruction through the SRA Reading Mastery Program and additional remediation to students who need supplementary instruction in reading and math. In addition, the school has implemented a school-wide, supplementary, multi-age reading program, SRA Reading Mastery, which is available to all kindergarten and first grade students.

Suzie Goodwin, SIC Chairperson
Dollie R. Morrell, Principal

Comprehensive detail, including definitions of rating, performance criteria, and explanations of status, is available on www.ed.sc.gov and www.eoc.sc.gov as well as school and school district websites.

Printed versions are available from school districts upon request.

Abbreviations Key

N/A Not Applicable N/AV Not Available N/C Not Collected N/R Not Reported I/S Insufficient Sample TBD To be determined

NI Newly Identified CSI Continuing School Improvement CA Corrective Action RP Plan to Restructure R Restructure DELAY School Improvement Status HOLD School Improvement Status