



SC Annual School Report Card Summary

Pate Elementary
Darlington
Grades: PK-2 Enrollment: 447
Principal: Terry Martin
Superintendent: Dr. Rainey H. Knight
Board Chair: Dr. Allem McCutcheon

PERFORMANCE

Comprehensive detail, including definitions of ratings, performance criteria, and explanations of status, is available on www.ed.sc.gov and www.eoc.sc.gov as well as school and school district websites. Printed versions are available from school districts upon request.

YEAR	ABSOLUTE RATING	GROWTH RATING	PALMETTO GOLD/SILVER AWARD	AYP STATUS	NCLB IMPROVEMENT STATUS
2008	N/A	N/A	TBD	Not Met	NI
2007	N/A	N/A	N/A	Not Met	N/A
2006	N/A	N/A	N/A	N/A	N/A

ABSOLUTE RATING OF PRIMARY SCHOOLS WITH STUDENTS LIKE OURS*

EXCELLENT	GOOD	AVERAGE	BELOW AVERAGE	AT-RISK
7	0	1	0	0

* Ratings are calculated with data available by 02/18/2009. Schools with Students like Ours are Primary Schools with poverty indices of no more than 5% above or below the index for this school.

PRIME INSTRUCTIONAL TIME

Our School (%)	Median Primary School (%)
87.6%	88.6%

STUDENT-TEACHER RATIO IN CORE SUBJECTS

Our School	Median Primary School
17.2 to 1	18.7 to 1

TEACHERS WITH ADVANCED DEGREES

Our School (%)	Median Primary School (%)
64.3%	56.8%

TEACHERS RETURNING FROM PREVIOUS YEAR

Our School (%)	Median Primary School (%)
N/A	88.6%

PERCENT OF PARENTS ATTENDING CONFERENCES

Our School (%)	Median Primary School (%)
100.0%	100.0%

DAYS OF PROFESSIONAL DEVELOPMENT*

Our School	Median Primary School
9.0 days	10.0 days

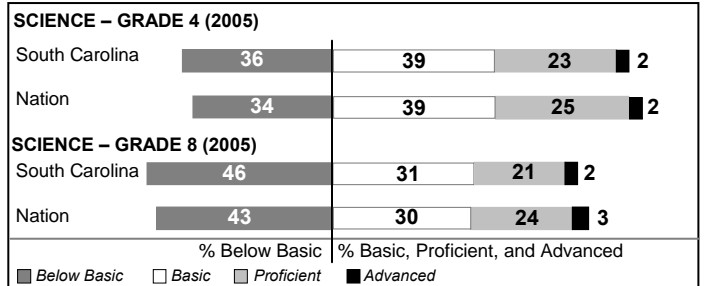
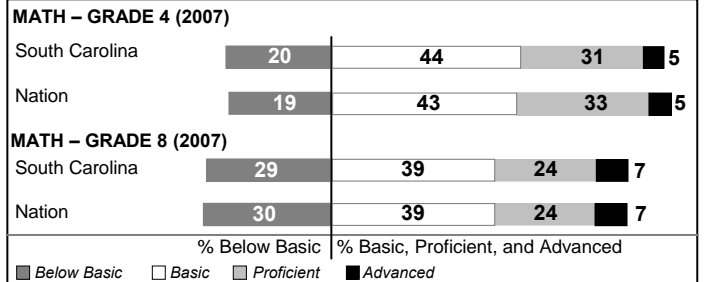
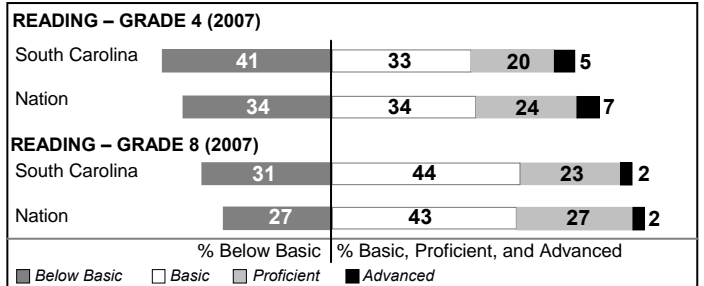
*Professional development days should be devoted exclusively to knowledge and skills in working with children less than eight years old.

Types Of Accreditation (More Than One May Apply)

	Not pursuing accreditation
X	Conducting a self-study
X	South Carolina Department of Education
X	Southern Association of Colleges and Schools
	American Montessori Society
	National Association for the Education of Young Children

NAEP PERFORMANCE*

* Performance reported for SC and nation, data not available at school level. Percentages at NAEP Achievement Levels.



SC PERFORMANCE GOAL

2010 Goal:

By 2010, SC's student achievement will be ranked in the top half of the states nationally. To achieve this goal, we must become one of the fastest improving systems in the country.

2020 Goal: TBD

Abbreviations Key

N/A Not Applicable N/AV Not Available N/C Not Collected N/R Not Reported I/S Insufficient Sample TBD To be determined

NI Newly Identified CSI Continuing School Improvement CA Corrective Action RP Plan to Restructure R Restructure DELAY School Improvement Status HOLD School Improvement Status

Pate Elementary [Darlington]

SCHOOL PROFILE

	Our School	Change from Last Year	Primary Schools with Students Like Ours	Median Primary School
Students (n=447)				
Retention rate	5.7%	Down from 7.0%	6.2%	4.0%
Attendance rate	95.4%	Up from 95.3%	95.6%	95.6%
With disabilities other than speech	10.6%	Up from 7.0%	6.6%	4.0%
Out-of-school suspensions or expulsions for violent &/or criminal offenses	0.0%	No Change	0.0%	0.0%
Teachers (n=28)				
Teachers with advanced degrees	64.3%	Up from 50.0%	59.0%	56.8%
Continuing contract teachers	82.1%	Up from 71.9%	82.4%	81.3%
Teachers with emergency or provisional certificates	0.0%	No Change	0.0%	0.0%
Teachers returning from previous year	N/A	N/A	89.4%	88.6%
Teacher attendance rate	93.8%	No Change	93.8%	94.9%
Average teacher salary	\$47,644	Up 12.2%	\$45,622	\$45,806
Classes not taught by highly qualified teachers	14.4%	Up from 1.0%	0.0%	0.0%
School				
Principal's years at school	5.0	Up from 4.0	3.8	4.0
Student-teacher ratio in core subjects	17.2 to 1	Down from 19.6 to 1	18.0 to 1	18.7 to 1
Prime instructional time	87.6%	Up from 86.9%	88.2%	88.6%
Opportunities in the arts	Poor	Down from Good	Good	Good
SACS accreditation	Yes	No Change	Yes	Yes
Character development program	Excellent	No Change	Excellent	Excellent
Dollars spent per pupil*	\$6,418	Up 14.1%	\$6,822	\$6,510
Percent of expenditures for instruction*	71.6%	Up from 70.7%	71.2%	71.0%
Percent of expenditures for teacher salaries*	67.4%	Down from 67.5%	65.4%	64.2%
% of AYP objectives met	76.5%		76.9%	87.0%

* Prior year audited financial data available.

EVALUATION RESULTS

	Teachers
Number of surveys returned	30
Percent satisfied with learning environment	96.7%
Percent satisfied with social and physical environment	96.7%
Percent satisfied with school-home relations	70.0%

REPORT OF PRINCIPAL AND SCHOOL IMPROVEMENT COUNCIL

Excellence continued at Pate Elementary during the 2007-2008 school year. Our school excelled in meeting the needs of all students, provided quality professional development for the faculty and staff and involved parents in the academic growth of their children.

Pate's PTO plays a vital part in the success of the school. Fundraisers allowed for the purchase of new technology in the classrooms to assist the students in their everyday learning. The media center's capabilities were enhanced by the updating of technology to use in the production of our morning program led by our students. In addition, they sponsored events to celebrate our volunteers and the many successes of our faculty and staff.

Professional development was essential to Pate teachers this school year. All teachers continued their training in analyzing reading assessments to enable them to pinpoint the areas of need for individual students. Our professional development was enriched because of teacher-led sessions throughout the year. Our second grade team created a science lab for all students in the school to use.

Integrating the school-wide Title I project enabled the school to continue a first-grade intervention class. Also, Title I provided materials for literacy centers in all classrooms, maintained the SuccessMaker lab, and purchased much needed advanced technology for our children. Workshops provided parents with methods to assist their children for continued success. A "Writing Fair" was held at the end of the school year for the students to showcase their writing and allow parents to see the progress our children made throughout the year.

The character education program was evident in the daily activities of the school. Each day the Code of Ethics was recited, character words of the week were emphasized and character-building activities for parents and students to do together were provided in the monthly newsletter. In addition, a school-wide theme of Ready, Respectful, and Responsible continued to instill in our children the qualities of good citizenship. Student excitement was evident each day as the students received accolades in various forms for exhibiting these character traits throughout the day in each area of the school.

Ms. Catherine Spivey was chosen as the Teacher of the Year. Our custodians continued to receive recognition as they again earned "Clean School of the Year" for the Darlington County School District, Darlington County Relay for Life received over \$3,000 raised by our school, and we were one of seven elementary schools in the state announced as finalists for the Palmetto's Finest Award.

These accomplishments, along with many not listed, make Pate the distinguished school that it is. We believe that the success of Pate Elementary is the result of the support provided by our parents, community, students, and faculty. We continue to have high expectations of our students, parents and ourselves so that we can continue our journey of EXCELLENCE!

Terry Martin, Principal | Elizabeth Hill, President SIC

Comprehensive detail, including definitions of rating, performance criteria, and explanations of status, is available on www.ed.sc.gov and www.eoc.sc.gov as well as school and school district websites.

Printed versions are available from school districts upon request.

Abbreviations Key

N/A Not Applicable N/AV Not Available N/C Not Collected N/R Not Reported I/S Insufficient Sample TBD To be determined

NI Newly Identified CSI Continuing School Improvement CA Corrective Action RP Plan to Restructure R Restructure DELAY School Improvement Status HOLD School Improvement Status