



SC Annual School Report Card Summary

Lamar Elementary
Darlington
Grades: PK-2 Enrollment: 309
Principal: Garry Flowers
Superintendent: Dr. Rainey H. Knight
Board Chair: Dr. Allem McCutcheon

PERFORMANCE

Comprehensive detail, including definitions of ratings, performance criteria, and explanations of status, is available on www.ed.sc.gov and www.eoc.sc.gov as well as school and school district websites. Printed versions are available from school districts upon request.

YEAR	ABSOLUTE RATING	GROWTH RATING	PALMETTO GOLD/SILVER AWARD	AYP STATUS	NCLB IMPROVEMENT STATUS
2008	N/A	N/A	TBD	Not Met	NI
2007	N/A	N/A	N/A	Not Met	N/A
2006	N/A	N/A	N/A	N/A	N/A

ABSOLUTE RATING OF PRIMARY SCHOOLS WITH STUDENTS LIKE OURS*

EXCELLENT	GOOD	AVERAGE	BELOW AVERAGE	AT-RISK
7	0	1	0	0

* Ratings are calculated with data available by 02/18/2009. Schools with Students like Ours are Primary Schools with poverty indices of no more than 5% above or below the index for this school.

PRIME INSTRUCTIONAL TIME

Our School (%)	Median Primary School (%)
86.0%	88.6%

STUDENT-TEACHER RATIO IN CORE SUBJECTS

Our School	Median Primary School
19.1 to 1	18.7 to 1

TEACHERS WITH ADVANCED DEGREES

Our School (%)	Median Primary School (%)
90.0%	56.8%

TEACHERS RETURNING FROM PREVIOUS YEAR

Our School (%)	Median Primary School (%)
N/A	88.6%

PERCENT OF PARENTS ATTENDING CONFERENCES

Our School (%)	Median Primary School (%)
100.0%	100.0%

DAYS OF PROFESSIONAL DEVELOPMENT*

Our School	Median Primary School
8.2 days	10.0 days

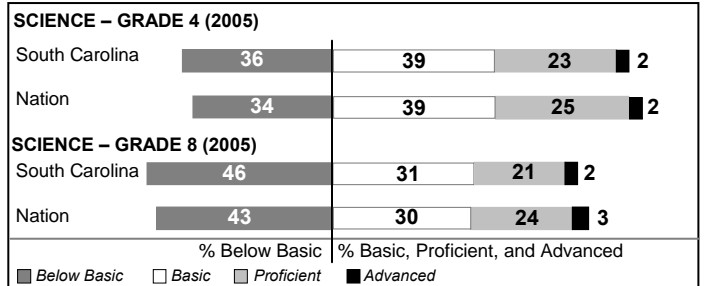
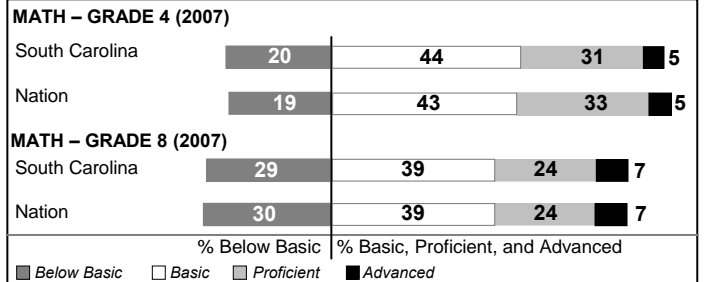
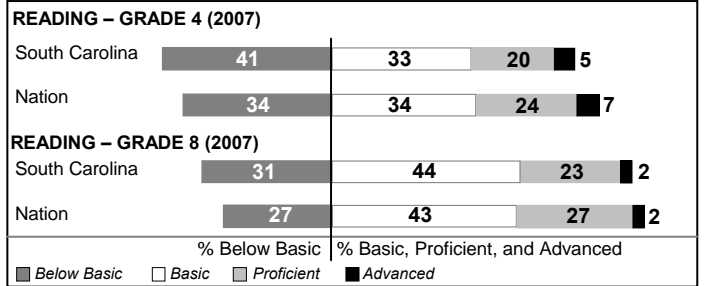
*Professional development days should be devoted exclusively to knowledge and skills in working with children less than eight years old.

Types Of Accreditation (More Than One May Apply)

	Not pursuing accreditation
X	Conducting a self-study
X	South Carolina Department of Education
X	Southern Association of Colleges and Schools
	American Montessori Society
	National Association for the Education of Young Children

NAEP PERFORMANCE*

* Performance reported for SC and nation, data not available at school level. Percentages at NAEP Achievement Levels.



SC PERFORMANCE GOAL

2010 Goal:

By 2010, SC's student achievement will be ranked in the top half of the states nationally. To achieve this goal, we must become one of the fastest improving systems in the country.

2020 Goal: TBD

Abbreviations Key

N/A Not Applicable N/AV Not Available N/C Not Collected N/R Not Reported I/S Insufficient Sample TBD To be determined

NI Newly Identified CSI Continuing School Improvement CA Corrective Action RP Plan to Restructure R Restructure DELAY School Improvement Status HOLD School Improvement Status

Lamar Elementary [Darlington]

SCHOOL PROFILE

	Our School	Change from Last Year	Primary Schools with Students Like Ours	Median Primary School
Students (n=309)				
Retention rate	8.1%	Down from 9.7%	6.2%	4.0%
Attendance rate	95.4%	Down from 96.2%	95.6%	95.6%
With disabilities other than speech	5.2%	Down from 7.1%	6.6%	4.0%
Out-of-school suspensions or expulsions for violent &/or criminal offenses	0.0%	No Change	0.0%	0.0%
Teachers (n=20)				
Teachers with advanced degrees	90.0%	Up from 82.6%	59.0%	56.8%
Continuing contract teachers	95.0%	Up from 91.3%	82.4%	81.3%
Teachers with emergency or provisional certificates	0.0%	No Change	0.0%	0.0%
Teachers returning from previous year	N/A	N/A	89.4%	88.6%
Teacher attendance rate	93.7%	Up from 91.3%	93.8%	94.9%
Average teacher salary	\$50,098	Up 9.3%	\$45,622	\$45,806
Classes not taught by highly qualified teachers	0.0%	Down from 1.5%	0.0%	0.0%
School				
Principal's years at school	7.0	Up from 6.0	3.8	4.0
Student-teacher ratio in core subjects	19.1 to 1	Down from 19.9 to 1	18.0 to 1	18.7 to 1
Prime instructional time	86.0%	Up from 84.5%	88.2%	88.6%
Opportunities in the arts	Good	No Change	Good	Good
SACS accreditation	Yes	No Change	Yes	Yes
Character development program	Below Average	Down from Average	Excellent	Excellent
Dollars spent per pupil*	\$7,640	Up 15.5%	\$6,822	\$6,510
Percent of expenditures for instruction*	73.7%	Down from 75.8%	71.2%	71.0%
Percent of expenditures for teacher salaries*	70.8%	Up from 67.2%	65.4%	64.2%
% of AYP objectives met	76.9%		76.9%	87.0%

* Prior year audited financial data available.

EVALUATION RESULTS

	Teachers
Number of surveys returned	18
Percent satisfied with learning environment	77.8%
Percent satisfied with social and physical environment	72.2%
Percent satisfied with school-home relations	55.6%

REPORT OF PRINCIPAL AND SCHOOL IMPROVEMENT COUNCIL

Lamar Elementary School staff started the year with much excitement. Although Lamar Elementary School did not meet Adequate Yearly Progress for the 2006-2007 school year, we made improvements through hard work, dedication, and Title I assistance.

The Lightspan program, which puts PlayStations and standard-based disks in the homes, continued. The Student Success Team continued to assist children. Two interventionists provided intensive help to small groups of children who scored below benchmark. All kindergarten, first, and second grade students received supplemental help through the Reading Mastery program.

Lamar Elementary continued to be a part of the PBIS reading and behavior program. All students were assessed using the DIBELS Reading Assessment three times during the school year. New teachers were trained in the Dominic Reading Assessment program. Teachers were also trained in the Reading Mastery program. All students received small group reading instruction through the Rigby Reading series and with Title One assistance.

Mrs. Crystal Kirby was named our Teacher of the Year. Of our 24 teachers, 21 have advanced degrees. Nine hold a Master's Degree plus thirty, 10 hold a master's degree and 2 hold doctorates. Three teachers are Nationally Board Certified.

The Lamar Elementary PTA continued to support by helping fund a Family Fun Day, Teacher Appreciation Week, and addressed various other needs of the school. The PTA helped to furnish and maintain a school store to promote positive behaviors. The School Improvement Council was active and helped shape the school climate to strengthen the instructional program. The five year plan for improvement was written with assistance from the School Improvement Council.

We will continue to strive for excellence and educate all our children to the best of our abilities.

Garry Flowers, Principal
Stacie Phillips, School Improvement Council Chairperson

Comprehensive detail, including definitions of rating, performance criteria, and explanations of status, is available on www.ed.sc.gov and www.eoc.sc.gov as well as school and school district websites.

Printed versions are available from school districts upon request.

Abbreviations Key

N/A Not Applicable N/AV Not Available N/C Not Collected N/R Not Reported I/S Insufficient Sample TBD To be determined

NI Newly Identified CSI Continuing School Improvement CA Corrective Action RP Plan to Restructure R Restructure DELAY School Improvement Status HOLD School Improvement Status