



SC Annual School Report Card Summary

Cain Elementary

Darlington

Grades: PK-2

Enrollment: 393

Principal: Wanda Odom

Superintendent: Dr. Rainey H. Knight

Board Chair: Dr. Allem McCutcheon

PERFORMANCE

Comprehensive detail, including definitions of ratings, performance criteria, and explanations of status, is available on www.ed.sc.gov and www.eoc.sc.gov as well as school and school district websites. Printed versions are available from school districts upon request.

YEAR	ABSOLUTE RATING	GROWTH RATING	PALMETTO GOLD/SILVER AWARD	AYP STATUS	NCLB IMPROVEMENT STATUS
2008	N/A	N/A	TBD	Not Met	N/A
2007	N/A	N/A	Silver	Met	N/A
2006	N/A	N/A	N/A	N/A	N/A

ABSOLUTE RATING OF PRIMARY SCHOOLS WITH STUDENTS LIKE OURS*

EXCELLENT	GOOD	AVERAGE	BELOW AVERAGE	AT-RISK
7	1	1	0	0

* Ratings are calculated with data available by 02/18/2009. Schools with Students like Ours are Primary Schools with poverty indices of no more than 5% above or below the index for this school.

PRIME INSTRUCTIONAL TIME

Our School (%)	Median Primary School (%)
89.6%	88.6%

STUDENT-TEACHER RATIO IN CORE SUBJECTS

Our School	Median Primary School
20.3 to 1	18.7 to 1

TEACHERS WITH ADVANCED DEGREES

Our School (%)	Median Primary School (%)
54.5%	56.8%

TEACHERS RETURNING FROM PREVIOUS YEAR

Our School (%)	Median Primary School (%)
N/A	88.6%

PERCENT OF PARENTS ATTENDING CONFERENCES

Our School (%)	Median Primary School (%)
100.0%	100.0%

DAYS OF PROFESSIONAL DEVELOPMENT*

Our School	Median Primary School
7.4 days	10.0 days

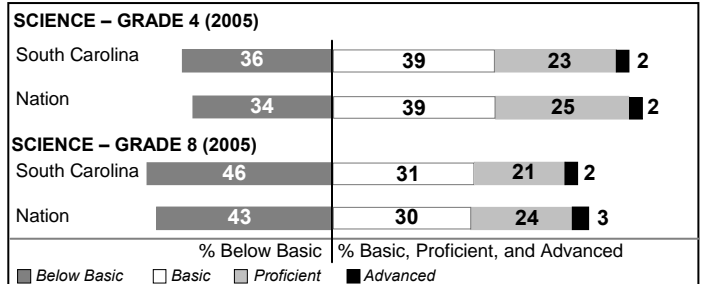
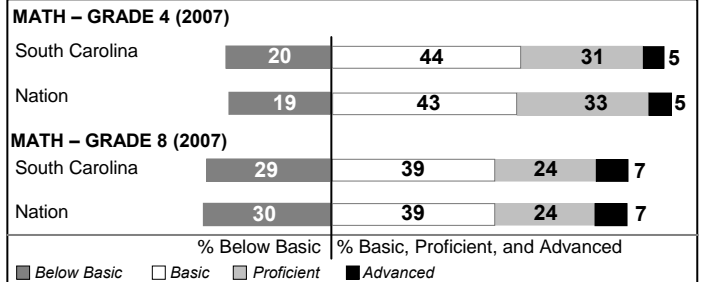
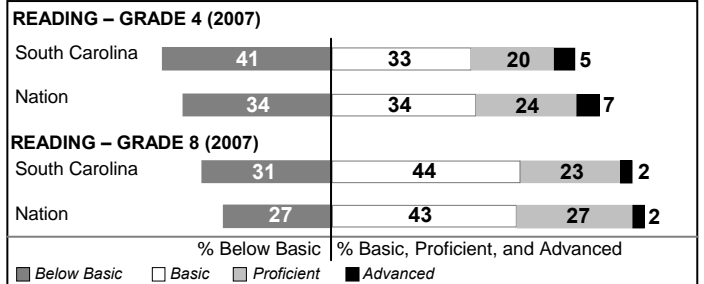
*Professional development days should be devoted exclusively to knowledge and skills in working with children less than eight years old.

Types Of Accreditation (More Than One May Apply)

	Not pursuing accreditation
X	Conducting a self-study
X	South Carolina Department of Education
X	Southern Association of Colleges and Schools
	American Montessori Society
	National Association for the Education of Young Children

NAEP PERFORMANCE*

* Performance reported for SC and nation, data not available at school level. Percentages at NAEP Achievement Levels.



SC PERFORMANCE GOAL

2010 Goal:

By 2010, SC's student achievement will be ranked in the top half of the states nationally. To achieve this goal, we must become one of the fastest improving systems in the country.

2020 Goal: TBD

Abbreviations Key

N/A Not Applicable N/AV Not Available N/C Not Collected N/R Not Reported I/S Insufficient Sample TBD To be determined

NI Newly Identified CSI Continuing School Improvement CA Corrective Action RP Plan to Restructure R Restructure DELAY School Improvement Status HOLD School Improvement Status

Cain Elementary [Darlington]

SCHOOL PROFILE

	Our School	Change from Last Year	Primary Schools with Students Like Ours	Median Primary School
Students (n=393)				
Retention rate	5.3%	Up from 3.7%	5.3%	4.0%
Attendance rate	95.3%	Down from 95.7%	95.4%	95.6%
With disabilities other than speech	8.2%	No Change	5.5%	4.0%
Out-of-school suspensions or expulsions for violent &/or criminal offenses	0.0%	No Change	0.0%	0.0%
Teachers (n=22)				
Teachers with advanced degrees	54.5%	Down from 63.0%	61.4%	56.8%
Continuing contract teachers	81.8%	Down from 85.2%	80.8%	81.3%
Teachers with emergency or provisional certificates	0.0%	No Change	0.0%	0.0%
Teachers returning from previous year	N/A	N/A	85.9%	88.6%
Teacher attendance rate	95.7%	Up from 92.8%	95.3%	94.9%
Average teacher salary	\$48,141	Up 5.6%	\$46,091	\$45,806
Classes not taught by highly qualified teachers	0.0%	Down from 1.3%	0.0%	0.0%
School				
Principal's years at school	7.0	Up from 6.0	3.0	4.0
Student-teacher ratio in core subjects	20.3 to 1	Up from 16.5 to 1	18.3 to 1	18.7 to 1
Prime instructional time	89.6%	Up from 87.0%	88.7%	88.6%
Opportunities in the arts	Good	No Change	Good	Good
SACS accreditation	Yes	No Change	Yes	Yes
Character development program	Excellent	No Change	Excellent	Excellent
Dollars spent per pupil*	\$6,274	Up 14.8%	\$6,534	\$6,510
Percent of expenditures for instruction*	71.5%	Down from 73.4%	71.5%	71.0%
Percent of expenditures for teacher salaries*	68.8%	Down from 72.2%	66.4%	64.2%
% of AYP objectives met	84.6%		84.6%	87.0%

* Prior year audited financial data available.

EVALUATION RESULTS

	Teachers
Number of surveys returned	25
Percent satisfied with learning environment	100.0%
Percent satisfied with social and physical environment	92.0%
Percent satisfied with school-home relations	80.0%

REPORT OF PRINCIPAL AND SCHOOL IMPROVEMENT COUNCIL

The faculty and staff at J.L. Cain Elementary are committed to meeting the academic, social, and physical needs of each student. A strong support system with the PTO, School Improvement Council, Title 1 Committee, and parent and community volunteers partner with Cain to provide a safe, positive, and challenging learning environment.

J. L. Cain is a Title I school focused on providing best educational practices to enhance student learning in English language arts, math, science, social studies and thinking skills. Professional development opportunities that meet teachers/students needs are supported and provided throughout the school year and summer. Teachers are encouraged to continue professional growth by attending conferences, workshops, book talks, and grade level planning meetings. Teachers becoming more knowledgeable of best educational practices have a positive influence on student achievement.

The South Carolina Curriculum Standards are the foundation and focus of Cain Elementary School's curriculum. J.L. Cain's curriculum and instruction include a balanced literacy model, math problem solving and spiraling, higher order thinking and reasoning skills, character education, technology integration, collaborative learning, and a positive approach to discipline. This year an ELA transition class was added in first grade to provide more emphasis on remediation for struggling readers.

Many service-learning projects were provided during the school year to assist students in building character and becoming good citizens of the community. Students, parents, and staff participated in collecting canned goods for needy families, Operation Christmas Child, Math-A-Thon for St. Jude Children's Hospital, American Cancer Society Relay for Life, collecting items for a local nursing home, and collecting food and supplies for the local animal shelter.

Cain Elementary offered opportunities for students to participate in extra-curricular activities: field trips, art exhibitions, musical performances, field day, book club, computer lab, library helpers, artist-in-residence, and Fine Arts Night. These activities helped to instill a sense of pride and respect for self, others and the school.

The faculty and staff communicated with parents through newsletters, email, school web page, conferences, workshops, memos and progress reports. Feedback from parent surveys provided input about Cain's total educational program.

J. L. Cain Elementary School will continue to work with the stakeholders to provide a strong academic learning environment that meets the needs of all students.

Wanda Odom, Principal
Judy Flowers, School Improvement Council Chairperson

Comprehensive detail, including definitions of rating, performance criteria, and explanations of status, is available on www.ed.sc.gov and www.eoc.sc.gov as well as school and school district websites.

Printed versions are available from school districts upon request.

Abbreviations Key

N/A Not Applicable N/AV Not Available N/C Not Collected N/R Not Reported I/S Insufficient Sample TBD To be determined

NI Newly Identified CSI Continuing School Improvement CA Corrective Action RP Plan to Restructure R Restructure DELAY School Improvement Status HOLD School Improvement Status