



# SC Annual School Report Card Summary

Manning Early Childhood Center

Clarendon 2

Grades: PK-1

Enrollment: 630

Principal: Betty G. Harrington

Superintendent: John Tindal

Board Chair: Robert Fleming

## PERFORMANCE

Comprehensive detail, including definitions of ratings, performance criteria, and explanations of status, is available on [www.ed.sc.gov](http://www.ed.sc.gov) and [www.eoc.sc.gov](http://www.eoc.sc.gov) as well as school and school district websites. Printed versions are available from school districts upon request.

YEAR	ABSOLUTE RATING	GROWTH RATING	PALMETTO GOLD/SILVER AWARD	AYP STATUS	NCLB IMPROVEMENT STATUS
2008	Excellent	Excellent	TBD	Not Met	N/A
2007	Excellent	Excellent	N/A	Met	N/A
2006	Excellent	Good	N/A	Not Met	N/A

## ABSOLUTE RATING OF PRIMARY SCHOOLS WITH STUDENTS LIKE OURS\*

EXCELLENT	GOOD	AVERAGE	BELOW AVERAGE	AT-RISK
6	1	1	0	0

\*Ratings are calculated with data available by 02/18/2009. Schools with Students like Ours are Primary Schools with poverty indices of no more than 5% above or below the index for this school.

## PRIME INSTRUCTIONAL TIME

Our School (%)	Median Primary School (%)
88.7%	88.6%

## STUDENT-TEACHER RATIO IN CORE SUBJECTS

Our School	Median Primary School
10.3 to 1	18.7 to 1

## TEACHERS WITH ADVANCED DEGREES

Our School (%)	Median Primary School (%)
74.4%	56.8%

## TEACHERS RETURNING FROM PREVIOUS YEAR

Our School (%)	Median Primary School (%)
96.3%	88.6%

## PERCENT OF PARENTS ATTENDING CONFERENCES

Our School (%)	Median Primary School (%)
100.0%	100.0%

## DAYS OF PROFESSIONAL DEVELOPMENT\*

Our School	Median Primary School
5.3 days	10.0 days

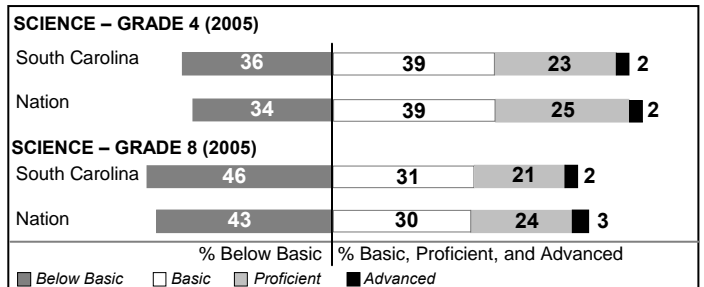
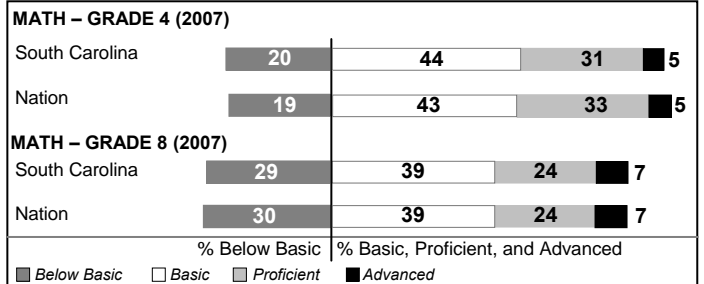
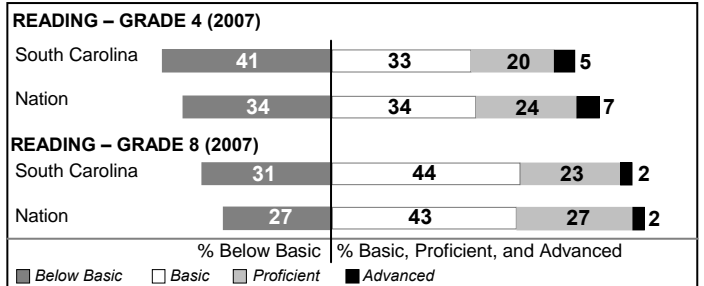
\*Professional development days should be devoted exclusively to knowledge and skills in working with children less than eight years old.

## Types Of Accreditation (More Than One May Apply)

	Not pursuing accreditation
	Conducting a self-study
X	South Carolina Department of Education
X	Southern Association of Colleges and Schools
	American Montessori Society
X	National Association for the Education of Young Children

## NAEP PERFORMANCE\*

\* Performance reported for SC and nation, data not available at school level. Percentages at NAEP Achievement Levels.



## SC PERFORMANCE GOAL

2010 Goal:

*By 2010, SC's student achievement will be ranked in the top half of the states nationally. To achieve this goal, we must become one of the fastest improving systems in the country.*

2020 Goal: TBD

### Abbreviations Key

N/A Not Applicable N/AV Not Available N/C Not Collected N/R Not Reported I/S Insufficient Sample TBD To be determined

NI Newly Identified CSI Continuing School Improvement CA Corrective Action RP Plan to Restructure R Restructure DELAY School Improvement Status HOLD School Improvement Status

# Manning Early Childhood Center [Clarendon 2]

## SCHOOL PROFILE

	Our School	Change from Last Year	Primary Schools with Students Like Ours	Median Primary School
<b>Students (n=630)</b>				
Retention rate	10.3%	Up from 9.4%	5.7%	4.0%
Attendance rate	95.7%	Up from 95.2%	95.4%	95.6%
With disabilities other than speech	5.5%	Up from 2.1%	6.3%	4.0%
Out-of-school suspensions or expulsions for violent &/or criminal offenses	0.0%	No Change	0.0%	0.0%
<b>Teachers (n=39)</b>				
Teachers with advanced degrees	74.4%	Down from 76.9%	61.4%	56.8%
Continuing contract teachers	94.9%	No Change	81.8%	81.3%
Teachers with emergency or provisional certificates	0.0%	No Change	0.0%	0.0%
Teachers returning from previous year	96.3%	Up from 96.0%	89.3%	88.6%
Teacher attendance rate	95.2%	Down from 96.1%	93.8%	94.9%
Average teacher salary	\$46,190	Up 3.9%	\$46,241	\$45,806
Classes not taught by highly qualified teachers	0.0%	Down from 7.5%	0.0%	0.0%
<b>School</b>				
Principal's years at school	1.0	Down from 7.0	6.0	4.0
Student-teacher ratio in core subjects	10.3 to 1	Down from 20.4 to 1	18.4 to 1	18.7 to 1
Prime instructional time	88.7%	Up from 88.0%	87.9%	88.6%
Opportunities in the arts	Good	No Change	Good	Good
SACS accreditation	Yes	No Change	Yes	Yes
Character development program	Excellent	No Change	Excellent	Excellent
Dollars spent per pupil*	\$6,976	Up 19.8%	\$6,651	\$6,510
Percent of expenditures for instruction*	75.9%	Up from 74.8%	71.5%	71.0%
Percent of expenditures for teacher salaries*	66.4%	Down from 69.1%	65.9%	64.2%
% of AYP objectives met	82.4%		80.0%	87.0%

\* Prior year audited financial data available.

## EVALUATION RESULTS

	Teachers
Number of surveys returned	40
Percent satisfied with learning environment	100.0%
Percent satisfied with social and physical environment	100.0%
Percent satisfied with school-home relations	97.5%

## REPORT OF PRINCIPAL AND SCHOOL IMPROVEMENT COUNCIL

"Making Every Child Count" is the motto of Manning Early Childhood Center. MECC is an award winning school and has been recognized as a "Red Carpet" School and an Exemplary Writing School. MECC has received high ratings from the State Department of Education and the Pee Dee Center on quality environmental instruments; the school is accredited by the Southern Association of Colleges and Schools and the National Association for the Education of Young Children.

There are many factors that support the program and mission of MECC. All staff members are highly qualified with over 72% of the professional staff having an advanced degree. Nine teachers are National Board Certified. An Early Childhood class has been provided on campus for ten paraprofessionals. MECC will add a full time Guidance Counselor for the 08-09 school year.

MECC incorporates a variety of programs to support instruction and family involvement. There are five Child Development Pilot Project Pre-K classrooms that serve 100 students in an all day program. MECC supports the use of instructional technology and has a new state of the art 25 station computer lab with the Classworks program and a SMART Board. Ten classrooms have SMART Boards and all classrooms have multiple computers. MECC initiated a pilot project Literacy Lab in one classroom and will expand to four classrooms next year. An ESOL teacher and Resource teacher serves students in an Inclusion and pull-out model daily. A Reading Recovery teacher serves ten students per year and teaches daily literacy groups. MECC has an extensive Therapeutic Behavior Services Program that serves students with a variety of disabilities. MECC offers several literacy enrichment programs such as "Roaring Readers" for remediation and "Raise a Reader," a home reading program. The principal has a "Principal's Book Club" to provide enrichment for high achieving readers in first grade. Dance was added to enrich the physical education program.

A variety of parent and family activities also support the programs at MECC. Families participate in a Rotary sponsored "Literacy Night", a state funded Family Literacy program, First Steps Family Literacy, and a Family Resource Center. Additional programs and activities include; inviting families in for meals, PTO, Math Night, an annual school play, and Readinghouse Sweepstakes. This year MECC purchased an automatic calling system to inform parents of events and meetings. Parents also have access to the school and district website for information and a school newsletter is sent home monthly. MECC has many service learning projects such as: Relay for Life, Pennies for Patients, community food drives, and Character Education programs.

Areas of concern at MECC include student attendance, tardies and increased pupil-teacher ratios. The poverty level in Clarendon School District Two is also a factor that impedes student progress. MECC has a disproportionate number of special education students and below grade level readers. We are concerned that these issues may have an adverse effect on future report card ratings.

Comprehensive detail, including definitions of rating, performance criteria, and explanations of status, is available on [www.ed.sc.gov](http://www.ed.sc.gov) and [www.eoc.sc.gov](http://www.eoc.sc.gov) as well as school and school district websites.

Printed versions are available from school districts upon request.

### Abbreviations Key

N/A Not Applicable N/AV Not Available N/C Not Collected N/R Not Reported I/S Insufficient Sample TBD To be determined

NI Newly Identified CSI Continuing School Improvement CA Corrective Action RP Plan to Restructure R Restructure DELAY School Improvement Status HOLD School Improvement Status