



SC Annual School Report Card Summary

Cheraw Primary
Chesterfield County
Grades: PK-2 Enrollment: 626
Principal: Gracyn S. Jackson
Superintendent: Dr. John E. Williams
Board Chair: Chad Vick

PERFORMANCE

Comprehensive detail, including definitions of ratings, performance criteria, and explanations of status, is available on www.ed.sc.gov and www.eoc.sc.gov as well as school and school district websites. Printed versions are available from school districts upon request.

YEAR	ABSOLUTE RATING	GROWTH RATING	PALMETTO GOLD/SILVER AWARD	AYP STATUS	NCLB IMPROVEMENT STATUS
2008	Excellent	Excellent	TBD	Not Met	CA
2007	Excellent	Good	N/A	Met	CSI-DELAY
2006	Excellent	Good	N/A	Not Met	CSI

ABSOLUTE RATING OF PRIMARY SCHOOLS WITH STUDENTS LIKE OURS*

EXCELLENT	GOOD	AVERAGE	BELOW AVERAGE	AT-RISK
9	1	0	0	0

*Ratings are calculated with data available by 02/18/2009. Schools with Students like Ours are Primary Schools with poverty indices of no more than 5% above or below the index for this school.

PRIME INSTRUCTIONAL TIME

Our School (%)	Median Primary School (%)
89.2%	88.6%

STUDENT-TEACHER RATIO IN CORE SUBJECTS

Our School	Median Primary School
18.4 to 1	18.7 to 1

TEACHERS WITH ADVANCED DEGREES

Our School (%)	Median Primary School (%)
82.9%	56.8%

TEACHERS RETURNING FROM PREVIOUS YEAR

Our School (%)	Median Primary School (%)
96.3%	88.6%

PERCENT OF PARENTS ATTENDING CONFERENCES

Our School (%)	Median Primary School (%)
100.0%	100.0%

DAYS OF PROFESSIONAL DEVELOPMENT*

Our School	Median Primary School
17.0 days	10.0 days

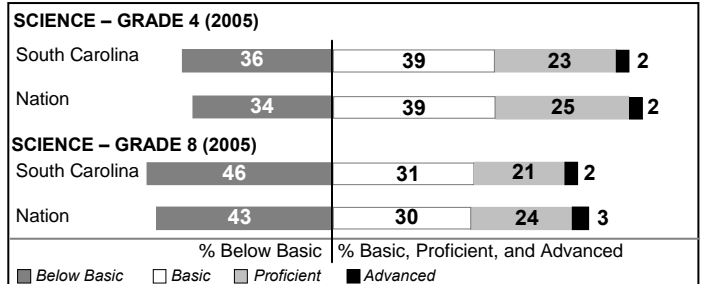
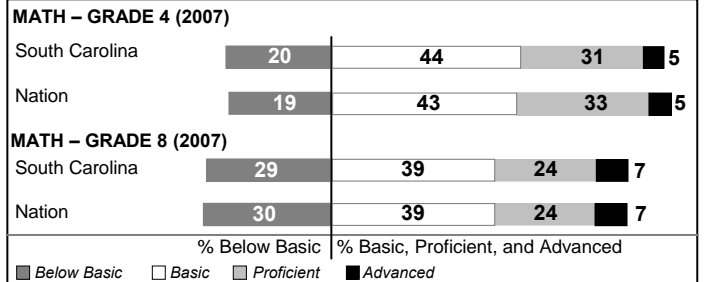
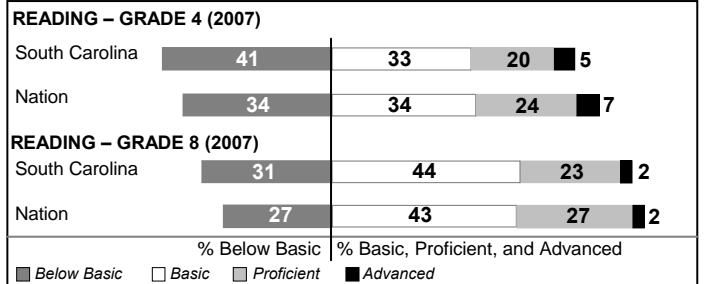
*Professional development days should be devoted exclusively to knowledge and skills in working with children less than eight years old.

Types Of Accreditation (More Than One May Apply)

	Not pursuing accreditation
	Conducting a self-study
X	South Carolina Department of Education
X	Southern Association of Colleges and Schools
	American Montessori Society
	National Association for the Education of Young Children

NAEP PERFORMANCE*

* Performance reported for SC and nation, data not available at school level. Percentages at NAEP Achievement Levels.



SC PERFORMANCE GOAL

2010 Goal:

By 2010, SC's student achievement will be ranked in the top half of the states nationally. To achieve this goal, we must become one of the fastest improving systems in the country.

2020 Goal: TBD

Abbreviations Key

N/A Not Applicable N/AV Not Available N/C Not Collected N/R Not Reported I/S Insufficient Sample TBD To be determined

NI Newly Identified CSI Continuing School Improvement CA Corrective Action RP Plan to Restructure R Restructure DELAY School Improvement Status HOLD School Improvement Status

Cheraw Primary [Chesterfield County]

SCHOOL PROFILE

	Our School	Change from Last Year	Primary Schools with Students Like Ours	Median Primary School
Students (n=626)				
Retention rate	3.1%	Down from 4.6%	3.6%	4.0%
Attendance rate	96.0%	Up from 95.7%	95.4%	95.6%
With disabilities other than speech	4.0%	Down from 4.9%	5.6%	4.0%
Out-of-school suspensions or expulsions for violent &/or criminal offenses	0.0%	No Change	0.0%	0.0%
Teachers (n=41)				
Teachers with advanced degrees	82.9%	Up from 80.0%	59.0%	56.8%
Continuing contract teachers	95.1%	Down from 100.0%	81.8%	81.3%
Teachers with emergency or provisional certificates	0.0%	No Change	0.0%	0.0%
Teachers returning from previous year	96.3%	Down from 98.3%	87.6%	88.6%
Teacher attendance rate	96.0%	Up from 95.8%	95.3%	94.9%
Average teacher salary	\$48,945	Up 2.0%	\$46,091	\$45,806
Classes not taught by highly qualified teachers	0.0%	No Change	0.0%	0.0%
School				
Principal's years at school	3.0	Up from 2.0	4.0	4.0
Student-teacher ratio in core subjects	18.4 to 1	Up from 17.2 to 1	18.3 to 1	18.7 to 1
Prime instructional time	89.2%	Up from 88.8%	88.8%	88.6%
Opportunities in the arts	Good	No Change	Good	Good
SACS accreditation	Yes	No Change	Yes	Yes
Character development program	Excellent	No Change	Excellent	Excellent
Dollars spent per pupil*	\$6,534	Up 6.3%	\$6,534	\$6,510
Percent of expenditures for instruction*	74.7%	Down from 74.8%	71.2%	71.0%
Percent of expenditures for teacher salaries*	70.9%	Down from 71.3%	68.0%	64.2%
% of AYP objectives met	94.1%		85.7%	87.0%

* Prior year audited financial data available.

EVALUATION RESULTS

	Teachers
Number of surveys returned	43
Percent satisfied with learning environment	100.0%
Percent satisfied with social and physical environment	100.0%
Percent satisfied with school-home relations	100.0%

REPORT OF PRINCIPAL AND SCHOOL IMPROVEMENT COUNCIL

At Cheraw Primary School our mission is to provide a positive, challenging, and enriched school environment that allows staff, parents, and the community to prepare students for the future. Cheraw Primary is accredited by the Southern Association of Colleges and Schools.

In December of 2007, we were notified that Cheraw Primary met its AYP status. This year, Cheraw Primary implemented the Child Development Education Pilot Program (CDEPP). The school was awarded a grant, "Keeping Learning on Track." This is a research-based professional development initiative designed to improve student learning. Additionally, four staff members and two parents participated in the "Arts Education Leadership Institute" (AELI). This institute assists the planning team in developing a comprehensive sequential program in arts education.

All of our teachers have participated in staff development in the areas of literacy, writing, character education, mathematics, science, and comprehensive health education. Areas of curricular emphasis during the year included technology, continued study of "best practices" in literacy, Creative Curriculum, Writer's Workshop, and AIMS. All teachers continued participation in a comprehensive literacy assessment program. Randy Greene, consultant, conducted workshops focusing on math and technology in the Successmaker Lab. Fourteen teachers in our school are National Board Certified.

Cheraw Primary continued its Character Education Program by promoting life skills and civic responsibilities. The school participated in the Governor's Citizenship Award promoting individual student recognition.

Parents, businesses, and community leaders supported our school through PTO, School Improvement Council, Volunteer Tutorial Program, and Arts in Education. Cheraw Primary School consistently promotes its thriving volunteer program by logging many productive hours each year. One of our lead volunteers was recognized by the South Carolina State Board of Education as "Individual Volunteer of the Year." The Artists in Education Program and our school's PTO co-sponsored residencies with the following artists: Laura Boosinger, musician and storyteller, Kimberly Roberts, visual artist, and Bob Doster, sculptor. Children's author, Kimberly Johnson, provided workshops for our children.

Our school community participated in service projects, which included a community art show and bake sale supporting Relay for Life. Through the efforts of our staff, parents, and community, Cheraw Primary Students are prepared for the future. As reflected in our school motto, "We Just Can't Hide Our Papoose Pride."

Gracyn S. Jackson, Principal
Christy McLeod, Chair of School Improvement Council

Comprehensive detail, including definitions of rating, performance criteria, and explanations of status, is available on www.ed.sc.gov and www.eoc.sc.gov as well as school and school district websites.

Printed versions are available from school districts upon request.

Abbreviations Key

N/A Not Applicable N/AV Not Available N/C Not Collected N/R Not Reported I/S Insufficient Sample TBD To be determined

NI Newly Identified CSI Continuing School Improvement CA Corrective Action RP Plan to Restructure R Restructure DELAY School Improvement Status HOLD School Improvement Status