



SC Annual School Report Card Summary

Saluda Trail Middle
York 3

Grades: 6-8

Enrollment: 914

Principal: Brenda Campbell

Superintendent: Dr. Lynn P. Moody

Board Chair: Bob Norwood

PERFORMANCE

Comprehensive detail, including definitions of ratings, performance criteria, and explanations of status, is available on www.ed.sc.gov and www.eoc.sc.gov as well as school and school district websites. Printed versions are available from school districts upon request.

YEAR	ABSOLUTE RATING	GROWTH RATING	PALMETTO GOLD/SILVER AWARD	AYP STATUS	NCLB IMPROVEMENT STATUS
2008	Below Average	Below Average	TBD	Not Met	N/A
2007	Below Average	At-Risk	N/A	Not Met	N/A
2006	Average	Below Average	N/A	Not Met	N/A

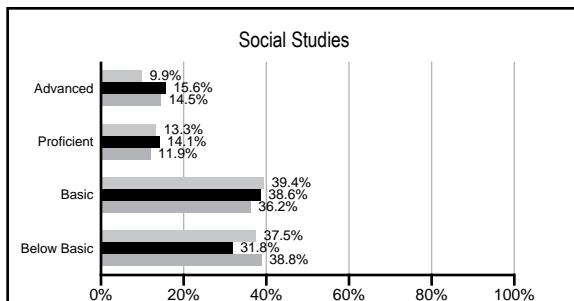
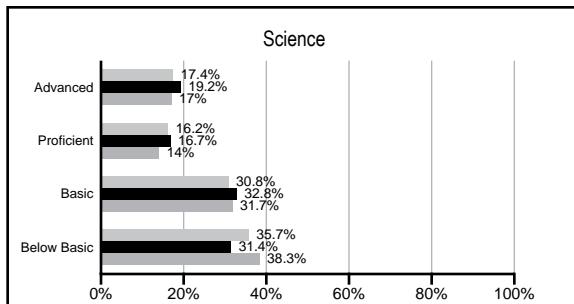
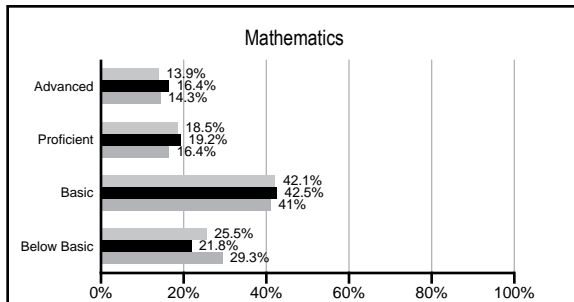
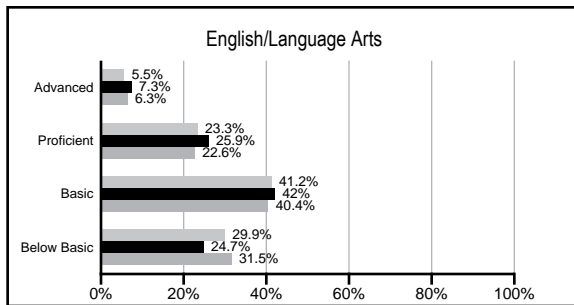
ABSOLUTE RATINGS OF MIDDLE SCHOOLS WITH STUDENTS LIKE OURS*

EXCELLENT	GOOD	AVERAGE	BELOW AVERAGE	AT-RISK
0	0	25	16	1

* Ratings are calculated with data available by 03/02/2009. Schools with Students like Ours are Middle Schools with poverty indices of no more than 5% above or below the index for this school.



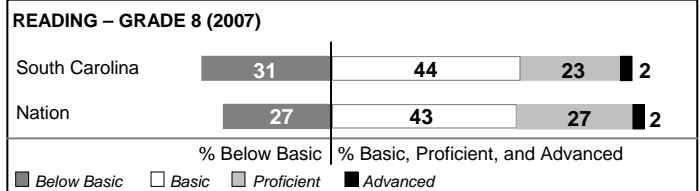
PACT PERFORMANCE

Our School Middle Schools with Students Like Ours Middle schools statewide



NAEP PERFORMANCE*

* Performance reported for SC and nation, data not available at school level. Percentages at NAEP Achievement Levels.



END OF COURSE TESTS - 2008

% of students scoring 70 or above on:	Our Middle School	Middle Schools with Students Like Ours
Algebra 1/Math for the Technologies 2	98.8%	98.4%
English 1	98.7%	97.2%
Physical Science	0%	65.5%
All Subjects	98.8%	97.7%

SC PERFORMANCE GOAL

2010 Goal:

By 2010, SC's student achievement will be ranked in the top half of the states nationally. To achieve this goal, we must become one of the fastest improving systems in the country.

2020 Goal: TBD

Abbreviations Key

N/A Not Applicable N/AV Not Available N/C Not Collected N/R Not Reported I/S Insufficient Sample TBD To be determined
NI Newly Identified CSI Continuing School Improvement CA Corrective Action RP Plan to Restructure R Restructure DELAY School Improvement Status HOLD School Improvement Status

Saluda Trail Middle [York 3]

SCHOOL PROFILE

	Our School	Change from Last Year	Middle Schools with Students Like Ours	Median Middle School
Students (n=914)				
Students enrolled in high school credit courses (grades 7 & 8)	18.6%	Up from 17.8%	27.7%	19.4%
Retention rate	1.7%	Down from 2.1%	1.6%	1.8%
Attendance rate	96.0%	Down from 96.5%	95.8%	95.8%
Eligible for gifted and talented	10.7%	Up from 10.6%	19.3%	15.3%
With disabilities other than speech	16.7%	No Change	13.1%	12.9%
Out-of-school suspensions or expulsions for violent &/or criminal offenses	4.8%	Up from 4.2%	0.8%	0.7%
Annual dropout rate	0.2%	Up from 0.0%	0.0%	0.0%
Teachers (n=63)				
Teachers with advanced degrees	50.8%	Up from 45.8%	57.6%	55.0%
Continuing contract teachers	60.3%	Down from 66.1%	75.0%	70.6%
Teachers with emergency or provisional certificates	5.8%	Down from 8.3%	5.0%	5.4%
Teachers returning from previous year	86.0%	Down from 89.1%	86.8%	83.4%
Teacher attendance rate	95.5%	Down from 95.7%	95.1%	94.9%
Average teacher salary	\$44,893	Up 4.9%	\$45,357	\$44,706
Classes not taught by highly qualified teachers	0.0%	Down from 5.3%	0.5%	2.9%
School				
Principal's years at school	4.0	Up from 3.0	3.0	3.0
Student-teacher ratio in core subjects	23.1 to 1	Up from 22.7 to 1	22.5 to 1	20.1 to 1
Prime instructional time	89.8%	Down from 90.7%	89.2%	89.3%
Opportunities in the arts	Excellent	No Change	Good	Good
SACS accreditation	No	No Change	Yes	Yes
Character development program	Good	No Change	Good	Good
Dollars spent per pupil*	\$6,544	Up 10.4%	\$6,576	\$7,097
Percent of expenditures for instruction*	63.2%	Down from 69.6%	64.3%	64.4%
Percent of expenditures for teacher salaries*	60.2%	Down from 66.1%	60.1%	59.4%
% of AYP objectives met	66.7%		71.4%	69.0%

* Prior year audited financial data available.

EVALUATION RESULTS

	Teachers	Students*	Parents*
Number of surveys returned	56	80	56
Percent satisfied with learning environment	96.4%	81.0%	83.0%
Percent satisfied with social and physical environment	98.2%	92.5%	81.8%
Percent satisfied with school-home relations	83.9%	81.3%	74.1%

*Only students at the highest middle school grade level at this school and their parents were included.

REPORT OF PRINCIPAL AND SCHOOL IMPROVEMENT COUNCIL

Saluda Trail Middle School worked along with our School Improvement Council as we continue our focus on curriculum and high student expectations. We are proud that this year we became authorized as an International Baccalaureate School offering the Middle Years Programme (MYP). Our SIC took an active part in this program and is still involved as we get the word out to our parents and community. We have a district-wide vision of providing quality, engaging work for students. The vehicle for this is Working on the Work (WOW) and our school continued to make this our direction as well. These two programs are integrated into our professional development, character education, classroom instruction, and observations. The strategies of both these programs have been integrated into lesson plans and curriculum maps and are expected during observations and evaluations. Much of our professional development time this year was spent curriculum mapping in every course at every level.

Saluda Trail still maintains numerous self-esteem and character building opportunities for students. Successful mentoring programs such as M.A.L.E. Call, Ladies Involved in Nurturing Character and Self-Esteem (LINCS), and Bridge Builders are active. As a part of our MYP, we integrate ten character traits across our curriculum so that all students are exposed. The multitude of academic clubs and teams, as well as a great variety of sports opportunities, give students at Saluda Trail a chance to be competitive with other middle schools in the district and state.

Saluda Trail Middle School students, staff, and community actively participated in service learning and other charitable events this past year. We raised money for Pennies for Patients, St. Jude, Make a Wish, and our local food kitchen and coat closets. As a part of MYP, students are encouraged to volunteer individually for service learning to become well-rounded students.

Brenda Campbell, Principal
Christy Faulkenberry, SIC Chairperson

Comprehensive detail, including definitions of rating, performance criteria, and explanations of status, is available on www.ed.sc.gov and www.eoc.sc.gov as well as school and school district websites.

Printed versions are available from school districts upon request.

Abbreviations Key

N/A Not Applicable N/AV Not Available N/C Not Collected N/R Not Reported I/S Insufficient Sample TBD To be determined
NI Newly Identified CSI Continuing School Improvement CA Corrective Action RP Plan to Restructure R Restructure DELAY School Improvement Status HOLD School Improvement Status