



SC Annual School Report Card Summary

Castle Heights Middle

York 3

Grades: 6-8

Enrollment: 885

Principal: Kelly Kane

Superintendent: Dr. Lynn P. Moody

Board Chair: Bob Norwood

PERFORMANCE

Comprehensive detail, including definitions of ratings, performance criteria, and explanations of status, is available on www.ed.sc.gov and www.eoc.sc.gov as well as school and school district websites. Printed versions are available from school districts upon request.

YEAR	ABSOLUTE RATING	GROWTH RATING	PALMETTO GOLD/SILVER AWARD	AYP STATUS	NCLB IMPROVEMENT STATUS
2008	Below Average	Below Average	TBD	Not Met	N/A
2007	Below Average	At-Risk	N/A	Not Met	N/A
2006	Below Average	Below Average	N/A	Not Met	N/A

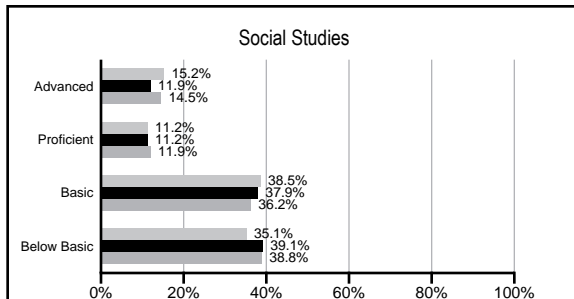
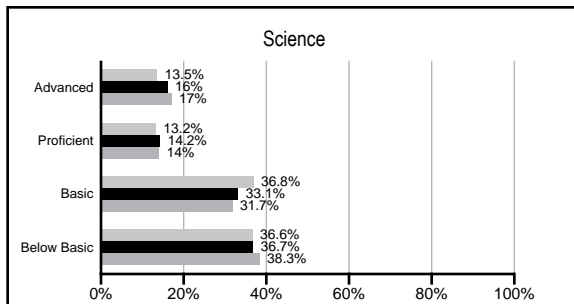
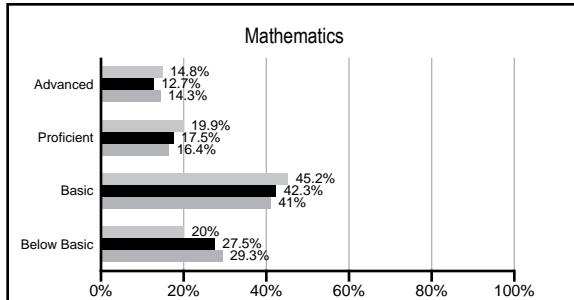
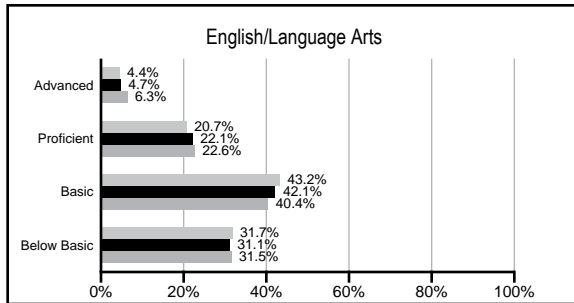
ABSOLUTE RATINGS OF MIDDLE SCHOOLS WITH STUDENTS LIKE OURS*

EXCELLENT	GOOD	AVERAGE	BELOW AVERAGE	AT-RISK
0	0	15	36	5

* Ratings are calculated with data available by 03/02/2009. Schools with Students like Ours are Middle Schools with poverty indices of no more than 5% above or below the index for this school.

PACT PERFORMANCE


Our School Middle Schools with Students Like Ours Middle schools statewide



NAEP PERFORMANCE*

* Performance reported for SC and nation, data not available at school level. Percentages at NAEP Achievement Levels.


READING - GRADE 8 (2007)



MATH - GRADE 8 (2007)



SCIENCE - GRADE 8 (2005)



END OF COURSE TESTS - 2008

% of students scoring 70 or above on:	Our Middle School	Middle Schools with Students Like Ours
Algebra 1/Math for the Technologies 2	98.7%	97.2%
English 1	93.3%	95.7%
Physical Science	0%	57.7%
All Subjects	95.8%	96.2%

SC PERFORMANCE GOAL

2010 Goal:

By 2010, SC's student achievement will be ranked in the top half of the states nationally. To achieve this goal, we must become one of the fastest improving systems in the country.

2020 Goal: TBD

Abbreviations Key

N/A Not Applicable N/AV Not Available N/C Not Collected N/R Not Reported I/S Insufficient Sample TBD To be determined
 NI Newly Identified CSI Continuing School Improvement CA Corrective Action RP Plan to Restructure R Restructure DELAY School Improvement Status HOLD School Improvement Status

Castle Heights Middle [York 3]

SCHOOL PROFILE

	Our School	Change from Last Year	Middle Schools with Students Like Ours	Median Middle School
Students (n=885)				
Students enrolled in high school credit courses (grades 7 & 8)	20.4%	Up from 18.3%	19.8%	19.4%
Retention rate	1.4%	Down from 2.1%	1.5%	1.8%
Attendance rate	96.0%	Up from 95.8%	95.9%	95.8%
Eligible for gifted and talented	8.7%	Up from 8.1%	16.9%	15.3%
With disabilities other than speech	17.5%	Up from 16.6%	14.2%	12.9%
Out-of-school suspensions or expulsions for violent &/or criminal offenses	1.0%	Down from 1.3%	0.6%	0.7%
Annual dropout rate	0.0%	No Change	0.0%	0.0%
Teachers (n=66)				
Teachers with advanced degrees	42.4%	Down from 45.3%	53.3%	55.0%
Continuing contract teachers	74.2%	Down from 76.6%	73.5%	70.6%
Teachers with emergency or provisional certificates	1.7%	Down from 3.6%	5.3%	5.4%
Teachers returning from previous year	89.2%	Up from 83.2%	84.4%	83.4%
Teacher attendance rate	95.4%	Down from 96.0%	94.9%	94.9%
Average teacher salary	\$47,713	Up 6.3%	\$44,194	\$44,706
Classes not taught by highly qualified teachers	6.1%	Up from 0.0%	2.5%	2.9%
School				
Principal's years at school	12.0	Up from 11.0	3.0	3.0
Student-teacher ratio in core subjects	21.9 to 1	Up from 21.4 to 1	19.6 to 1	20.1 to 1
Prime instructional time	90.6%	Down from 90.7%	89.3%	89.3%
Opportunities in the arts	Excellent	No Change	Good	Good
SACS accreditation	Yes	No Change	Yes	Yes
Character development program	Below Average	Down from Good	Good	Good
Dollars spent per pupil*	\$6,739	Up 15.9%	\$6,993	\$7,097
Percent of expenditures for instruction*	65.8%	Up from 65.4%	64.4%	64.4%
Percent of expenditures for teacher salaries*	63.0%	Up from 62.3%	60.0%	59.4%
% of AYP objectives met	72.0%		69.8%	69.0%

* Prior year audited financial data available.

REPORT OF PRINCIPAL AND SCHOOL IMPROVEMENT COUNCIL

Castle Heights Middle School continues to believe in a successful learning process for all of its students. Data continues to indicate that the school is operating at a high level in meeting the needs of different groups and levels of students. The school seeks to promote academic growth within a framework that recognizes the unique developmental needs of middle level students.

Examples of this goal include Phoenix Bound, which allows overage eighth graders to earn high school credit. In addition, advanced students also continue to earn high school credit in algebra, geometry, and English classes. Also in place is the co-teaching program in which content teachers and special education teachers plan and teach collaboratively to provide instruction that meets or exceeds grade level standards. Students are also supported by an academic assistance program that allows for flexible movement in and out of the program as student needs change. All programs are supported by technology resources throughout the building. The school also implemented a full theme-based summer enrichment program for students at a wide variety of levels.

Castle Heights operates on a system of beliefs that stresses the learning capabilities of all students and the strong interconnected support of staff, parents, and community to promote the safety and success of our students. This system was in evidence throughout the 2007-2008 school year.

Kelly Kane, Principal
Lisa Horne, SIC Chairperson

EVALUATION RESULTS

	Teachers	Students*	Parents*
Number of surveys returned	36	254	137
Percent satisfied with learning environment	88.9%	72.3%	81.5%
Percent satisfied with social and physical environment	88.9%	75.6%	72.9%
Percent satisfied with school-home relations	72.2%	79.1%	71.9%

*Only students at the highest middle school grade level at this school and their parents were included.

Comprehensive detail, including definitions of rating, performance criteria, and explanations of status, is available on www.ed.sc.gov and www.eoc.sc.gov as well as school and school district websites.

Printed versions are available from school districts upon request.

Abbreviations Key

N/A Not Applicable N/AV Not Available N/C Not Collected N/R Not Reported I/S Insufficient Sample TBD To be determined
NI Newly Identified CSI Continuing School Improvement CA Corrective Action RP Plan to Restructure R Restructure DELAY School Improvement Status HOLD School Improvement Status