



SC Annual School Report Card Summary

Clover Junior High

Clover

Grades: 7-8

Enrollment: 948

Principal: Mark S. Hopkins

Superintendent: Dr. Marc Sosne

Board Chair: Steve Brown

PERFORMANCE

Comprehensive detail, including definitions of ratings, performance criteria, and explanations of status, is available on www.ed.sc.gov and www.eoc.sc.gov as well as school and school district websites. Printed versions are available from school districts upon request.

YEAR	ABSOLUTE RATING	GROWTH RATING	PALMETTO GOLD/SILVER AWARD	AYP STATUS	NCLB IMPROVEMENT STATUS
2008	Average	Below Average	TBD	Not Met	N/A
2007	Average	At-Risk	N/A	Not Met	N/A
2006	Average	Average	N/A	Not Met	N/A

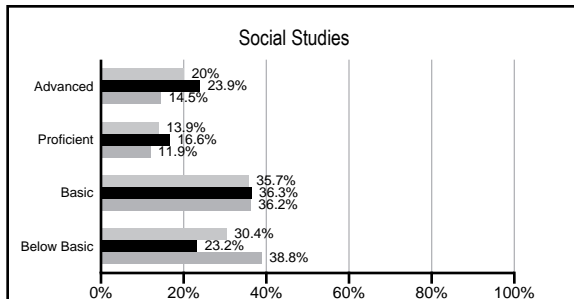
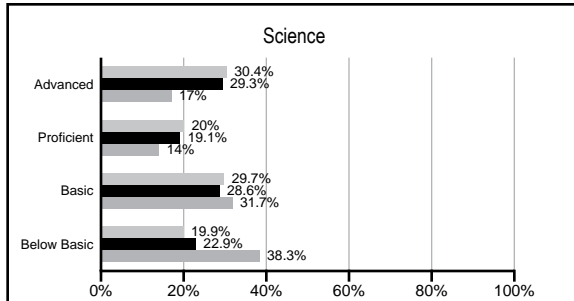
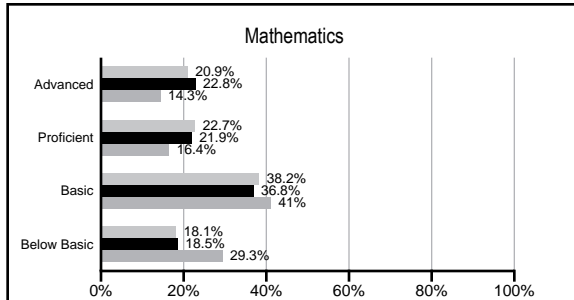
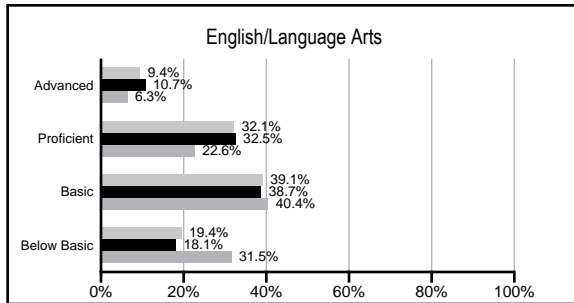
ABSOLUTE RATINGS OF MIDDLE SCHOOLS WITH STUDENTS LIKE OURS*

EXCELLENT	GOOD	AVERAGE	BELOW AVERAGE	AT-RISK
0	8	9	0	1

* Ratings are calculated with data available by 03/02/2009. Schools with Students like Ours are Middle Schools with poverty indices of no more than 5% above or below the index for this school.



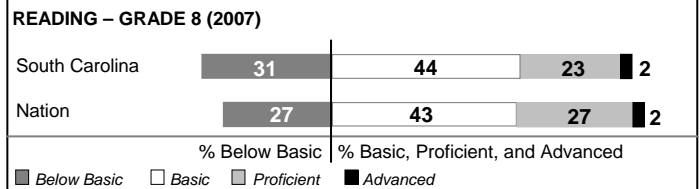
PACT PERFORMANCE

Our School Middle Schools with Students Like Ours Middle schools statewide



NAEP PERFORMANCE*

* Performance reported for SC and nation, data not available at school level. Percentages at NAEP Achievement Levels.



END OF COURSE TESTS - 2008

% of students scoring 70 or above on:	Our Middle School	Middle Schools with Students Like Ours
Algebra 1/Math for the Technologies 2	98.0%	95.9%
English 1	95.8%	95.5%
Physical Science	0%	50.0%
All Subjects	96.9%	95.9%

SC PERFORMANCE GOAL

2010 Goal:

By 2010, SC's student achievement will be ranked in the top half of the states nationally. To achieve this goal, we must become one of the fastest improving systems in the country.

2020 Goal: TBD

Abbreviations Key

N/A Not Applicable N/AV Not Available N/C Not Collected N/R Not Reported I/S Insufficient Sample TBD To be determined

NI Newly Identified CSI Continuing School Improvement CA Corrective Action RP Plan to Restructure R Restructure DELAY School Improvement Status HOLD School Improvement Status

Clover Junior High [Clover]

SCHOOL PROFILE

	Our School	Change from Last Year	Middle Schools with Students Like Ours	Median Middle School
Students (n=948)				
Students enrolled in high school credit courses (grades 7 & 8)	21.6%	Up from 0.0%	34.1%	19.4%
Retention rate	0.8%	Down from 2.7%	0.9%	1.8%
Attendance rate	95.8%	Up from 95.6%	96.6%	95.8%
Eligible for gifted and talented	27.9%	Up from 25.4%	27.6%	15.3%
With disabilities other than speech	9.5%	Up from 7.0%	8.9%	12.9%
Out-of-school suspensions or expulsions for violent &/or criminal offenses	3.2%	Up from 0.0%	0.6%	0.7%
Annual dropout rate	0.0%	No Change	0.0%	0.0%
Teachers (n=62)				
Teachers with advanced degrees	54.8%	Up from 51.6%	59.4%	55.0%
Continuing contract teachers	71.0%	Up from 48.4%	76.7%	70.6%
Teachers with emergency or provisional certificates	0.0%	Down from 4.2%	1.6%	5.4%
Teachers returning from previous year	74.6%	Down from 78.1%	86.3%	83.4%
Teacher attendance rate	95.3%	Down from 95.5%	95.2%	94.9%
Average teacher salary	\$43,096	Up 0.9%	\$45,980	\$44,706
Classes not taught by highly qualified teachers	0.0%	No Change	1.0%	2.9%
School				
Principal's years at school	1.0	Down from 2.0	7.0	3.0
Student-teacher ratio in core subjects	23.6 to 1	Up from 23.0 to 1	23.0 to 1	20.1 to 1
Prime instructional time	88.9%	Down from 89.6%	90.1%	89.3%
Opportunities in the arts	Excellent	No Change	Good	Good
SACS accreditation	No	No Change	Yes	Yes
Character development program	Excellent	No Change	Good	Good
Dollars spent per pupil*	\$6,749	Up 5.5%	\$6,571	\$7,097
Percent of expenditures for instruction*	58.9%	Down from 60.9%	64.9%	64.4%
Percent of expenditures for teacher salaries*	56.3%	Down from 58.5%	60.8%	59.4%
% of AYP objectives met	71.4%		76.0%	69.0%

* Prior year audited financial data available.

EVALUATION RESULTS

	Teachers	Students*	Parents*
Number of surveys returned	50	432	153
Percent satisfied with learning environment	96.0%	72.1%	83.0%
Percent satisfied with social and physical environment	96.0%	79.0%	80.8%
Percent satisfied with school-home relations	89.8%	83.7%	77.0%

*Only students at the highest middle school grade level at this school and their parents were included.

REPORT OF PRINCIPAL AND SCHOOL IMPROVEMENT COUNCIL

Serving more than 950 seventh and eighth grade students, Clover Junior High School operates under the middle school concept. Each grade level is comprised of interdisciplinary teams, and students explore the arts, technology, physical and health education. These small learning communities enable students and teachers to develop relationships as well as allow teachers to define, understand, and meet student needs more effectively. These learning communities are founded on high expectations and rigor.

Clover Junior High School has partnered with the Southern Regional Education Board (SREB) to implement the Middle Schools that Work framework for improvement. We continue existing partnerships with NorthWest Education Association (NWEA) to provide diagnostic testing and remediation software used in our SOAR academic assistance classes, and with the South Carolina Algebra Project (SCAP) to bring Agile Mind to our Algebra curriculum. This engaging, technology-based math resource is an exciting addition to our math curriculum.

A full array of competitive athletics and fine arts are offered at CJHS. Sixteen sports teams represent our school and community in a county-wide middle school athletics league. Our fine arts program, including band, chorus, and dance, is second to none in South Carolina as evidenced by superior ratings and awards at state festivals.

Our guidance department, which includes a peer mediation program, is expanding efforts in student recognition and involvement to better meet the needs of our students and to create a culture of responsibility and care in our school. Our school strives to serve the whole child to lead them to achieve academic success and to understand social responsibility.

Mark Hopkins, Principal
Gretchen McCarter, School Improvement Council Chair

Comprehensive detail, including definitions of rating, performance criteria, and explanations of status, is available on www.ed.sc.gov and www.eoc.sc.gov as well as school and school district websites.

Printed versions are available from school districts upon request.

Abbreviations Key

N/A Not Applicable N/AV Not Available N/C Not Collected N/R Not Reported I/S Insufficient Sample TBD To be determined
NI Newly Identified CSI Continuing School Improvement CA Corrective Action RP Plan to Restructure R Restructure DELAY School Improvement Status HOLD School Improvement Status