



SC Annual School Report Card Summary

York Junior High
York 1

Grades: 8-9

Enrollment: 800

Principal: Louveta Dicks

Superintendent: Dr. Russell Booker

Board Chair: Chris Stephenson

PERFORMANCE

Comprehensive detail, including definitions of ratings, performance criteria, and explanations of status, is available on www.ed.sc.gov and www.eoc.sc.gov as well as school and school district websites. Printed versions are available from school districts upon request.

YEAR	ABSOLUTE RATING	GROWTH RATING	PALMETTO GOLD/SILVER AWARD	AYP STATUS	NCLB IMPROVEMENT STATUS
2008	At-Risk	At-Risk	TBD	Not Met	N/A
2007	Below Average	At-Risk	N/A	Not Met	N/A
2006	Average	At-Risk	N/A	Not Met	N/A

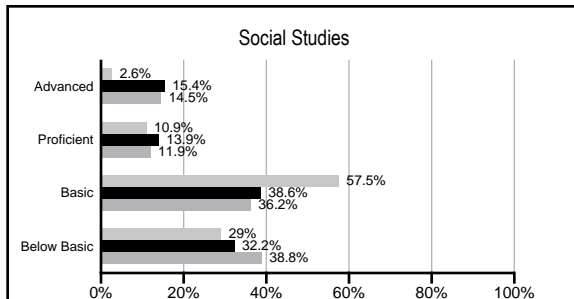
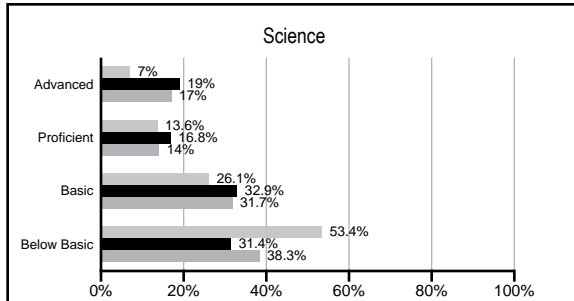
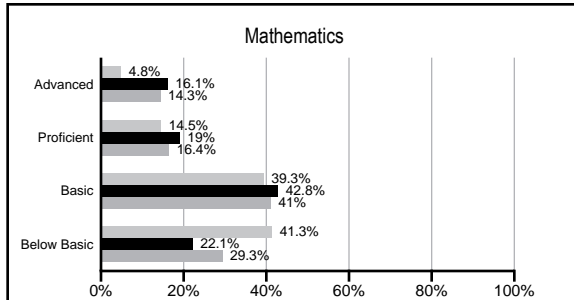
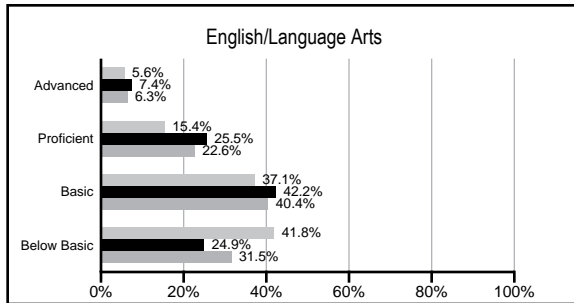
ABSOLUTE RATINGS OF MIDDLE SCHOOLS WITH STUDENTS LIKE OURS*

EXCELLENT	GOOD	AVERAGE	BELOW AVERAGE	AT-RISK
0	0	23	16	1

* Ratings are calculated with data available by 03/02/2009. Schools with Students like Ours are Middle Schools with poverty indices of no more than 5% above or below the index for this school.

PACT PERFORMANCE

Our School Middle Schools with Students Like Ours Middle schools statewide



NAEP PERFORMANCE*

* Performance reported for SC and nation, data not available at school level. Percentages at NAEP Achievement Levels.

READING - GRADE 8 (2007)

Entity	% Below Basic	% Basic, Proficient, and Advanced
South Carolina	31	44
Nation	27	43

MATH - GRADE 8 (2007)

Entity	% Below Basic	% Basic, Proficient, and Advanced
South Carolina	29	39
Nation	30	39

SCIENCE - GRADE 8 (2005)

Entity	% Below Basic	% Basic, Proficient, and Advanced
South Carolina	46	31
Nation	43	30

END OF COURSE TESTS - 2008

% of students scoring 70 or above on:	Our Middle School	Middle Schools with Students Like Ours
Algebra 1/Math for the Technologies 2	75.2%	98.4%
English 1	69.2%	97.3%
Physical Science	56.3%	79.0%
All Subjects	67.0%	97.7%

SC PERFORMANCE GOAL

2010 Goal:

By 2010, SC's student achievement will be ranked in the top half of the states nationally. To achieve this goal, we must become one of the fastest improving systems in the country.

2020 Goal: TBD

Abbreviations Key

N/A Not Applicable N/AV Not Available N/C Not Collected N/R Not Reported I/S Insufficient Sample TBD To be determined
NI Newly Identified CSI Continuing School Improvement CA Corrective Action RP Plan to Restructure R Restructure DELAY School Improvement Status HOLD School Improvement Status

York Junior High [York 1]

SCHOOL PROFILE

	Our School	Change from Last Year	Middle Schools with Students Like Ours	Median Middle School
Students (n=800)				
Students enrolled in high school credit courses (grades 7 & 8)	43.0%	Down from 46.4%	29.4%	19.4%
Retention rate	3.0%	Down from 3.5%	1.6%	1.8%
Attendance rate	94.9%	Up from 94.5%	95.8%	95.8%
Eligible for gifted and talented	16.5%	Down from 16.8%	18.8%	15.3%
With disabilities other than speech	13.3%	Up from 11.9%	13.1%	12.9%
Out-of-school suspensions or expulsions for violent &/or criminal offenses	1.0%	Up from 0.5%	0.8%	0.7%
Annual dropout rate	0.5%	No Change	0.0%	0.0%
Teachers (n=52)				
Teachers with advanced degrees	53.8%	Down from 65.4%	57.6%	55.0%
Continuing contract teachers	76.9%	Down from 84.6%	74.4%	70.6%
Teachers with emergency or provisional certificates	4.3%	Up from 4.2%	4.5%	5.4%
Teachers returning from previous year	86.7%	Down from 89.1%	86.8%	83.4%
Teacher attendance rate	93.9%	Up from 93.5%	95.1%	94.9%
Average teacher salary	\$45,952	Down 2.0%	\$45,259	\$44,706
Classes not taught by highly qualified teachers	0.0%	Down from 3.3%	0.2%	2.9%
School				
Principal's years at school	2.0	Up from 1.0	3.5	3.0
Student-teacher ratio in core subjects	22.6 to 1	Down from 23.7 to 1	21.6 to 1	20.1 to 1
Prime instructional time	86.7%	No Change	88.9%	89.3%
Opportunities in the arts	Good	No Change	Good	Good
SACS accreditation	Yes	No Change	Yes	Yes
Character development program	Average	No Change	Good	Good
Dollars spent per pupil*	\$6,302	Down 0.7%	\$6,613	\$7,097
Percent of expenditures for instruction*	68.2%	Down from 69.7%	63.7%	64.4%
Percent of expenditures for teacher salaries*	65.3%	Down from 66.2%	60.1%	59.4%
% of AYP objectives met	52.4%		71.4%	69.0%

* Prior year audited financial data available.

EVALUATION RESULTS

	Teachers	Students*	Parents*
Number of surveys returned	42	363	253
Percent satisfied with learning environment	82.9%	76.2%	78.7%
Percent satisfied with social and physical environment	90.5%	76.8%	68.7%
Percent satisfied with school-home relations	57.1%	86.3%	76.4%

*Only students at the highest middle school grade level at this school and their parents were included.

REPORT OF PRINCIPAL AND SCHOOL IMPROVEMENT COUNCIL

York Junior High School houses the eighth and ninth grade students of York School District One and serves as a bridge between the middle and high school years. The YJHS teachers provide standards-based instructional activities that promote student engagement and achievement.

The faculty is making strides toward improving achievement for all students at YJHS by participating in new initiatives including gaining membership as a Making Middle Grades Work school site, implementing best instructional practices, and utilizing technology to actively engage students in learning.

During the school year the faculty emphasized a theme of "High Expectations for All... No Excuses!" Students are encouraged to enroll and participate in challenging classes and activities. Forty-two percent of eighth grade students take Algebra 1 or Algebra 1 Honors. Twenty-six percent of eighth grade students take ninth grade English (CP English 1 or CP English 1 Honors). Ninth graders are also encouraged to take rigorous courses. Nearly twenty-two percent (21.9%) of ninth graders take tenth grade courses including CP English 2 or CP English 2 Honors, and 40.0% of the ninth grade students take Geometry or Geometry Honors. YJHS students were involved in numerous extra-curricular activities and competitions sponsored by such organizations as Future Business Leaders of America (FBLA), Family Career and Community Leaders of America (FCCLA), Mathcounts and YJHS athletic team events.

The YJHS Guidance Department continued to expand services to students and parents.

The goal of the counseling department at YJHS is to provide exposure to academic, personal/social, and career counseling through various activities such as Lunch n Learn, job shadowing, SCOIS, career day, and classroom guidance. The counselors strive to provide information about a variety of academic and career topics and interests.

The administration and faculty emphasized the importance of maintaining effective home/school communication by launching a new website portal through Edline. The interactive features of the Edline portal enabled teachers to create class web pages, generate activities calendars, and allowed parents and students to check impending assignments and grades. We value and appreciate support and input from parents and the community and look forward to forging stronger bonds of involvement.

The York Junior High School faculty is committed to creating an effective learning environment where student achievement is the primary objective.

Louvetta Dicks, Principal
Dale Smarr, SIC Chairman

Comprehensive detail, including definitions of rating, performance criteria, and explanations of status, is available on www.ed.sc.gov and www.eoc.sc.gov as well as school and school district websites.

Printed versions are available from school districts upon request.

Abbreviations Key

N/A Not Applicable N/AV Not Available N/C Not Collected N/R Not Reported I/S Insufficient Sample TBD To be determined
NI Newly Identified CSI Continuing School Improvement CA Corrective Action RP Plan to Restructure R Restructure DELAY School Improvement Status HOLD School Improvement Status