



SC Annual School Report Card Summary

Harold C. Johnson Middle
York 1

Grades: 6-7

Enrollment: 690

Principal: Keith McSwain

Superintendent: Dr. Russell Booker

Board Chair: Chris Stephenson

PERFORMANCE

Comprehensive detail, including definitions of ratings, performance criteria, and explanations of status, is available on www.ed.sc.gov and www.eoc.sc.gov as well as school and school district websites. Printed versions are available from school districts upon request.

YEAR	ABSOLUTE RATING	GROWTH RATING	PALMETTO GOLD/SILVER AWARD	AYP STATUS	NCLB IMPROVEMENT STATUS
2008	Average	Average	TBD	Not Met	N/A
2007	Average	Average	N/A	Not Met	N/A
2006	Average	Below Average	Silver	Not Met	N/A

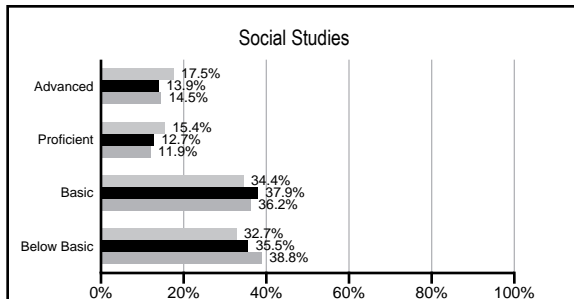
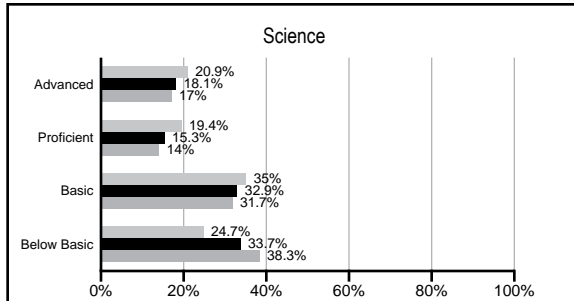
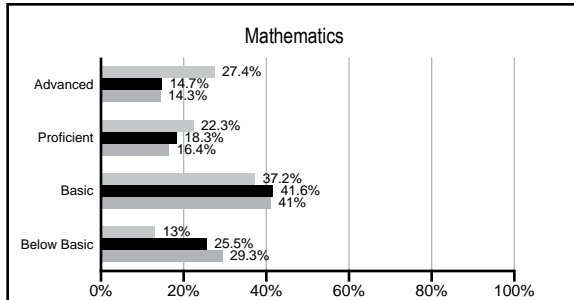
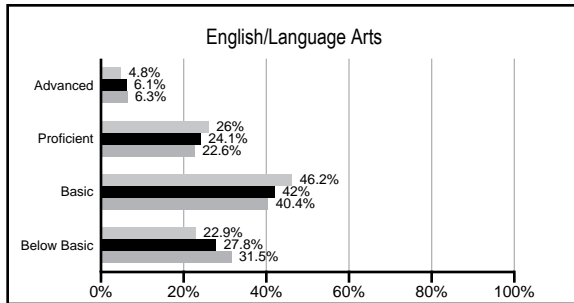
ABSOLUTE RATINGS OF MIDDLE SCHOOLS WITH STUDENTS LIKE OURS*

EXCELLENT	GOOD	AVERAGE	BELOW AVERAGE	AT-RISK
0	0	19	22	3

* Ratings are calculated with data available by 03/02/2009. Schools with Students like Ours are Middle Schools with poverty indices of no more than 5% above or below the index for this school.

PACT PERFORMANCE

Our School Middle Schools with Students Like Ours Middle schools statewide



NAEP PERFORMANCE*

* Performance reported for SC and nation, data not available at school level. Percentages at NAEP Achievement Levels.

READING - GRADE 8 (2007)

Entity	% Below Basic	% Basic, Proficient, and Advanced
South Carolina	31	44
Nation	27	43

MATH - GRADE 8 (2007)

Entity	% Below Basic	% Basic, Proficient, and Advanced
South Carolina	29	39
Nation	30	39

SCIENCE - GRADE 8 (2005)

Entity	% Below Basic	% Basic, Proficient, and Advanced
South Carolina	46	31
Nation	43	30

END OF COURSE TESTS - 2008

% of students scoring 70 or above on:	Our Middle School	Middle Schools with Students Like Ours
Algebra 1/Math for the Technologies 2	0%	98.1%
English 1	0%	97.4%
Physical Science	0%	48.7%
All Subjects	0%	97.7%

SC PERFORMANCE GOAL

2010 Goal:

By 2010, SC's student achievement will be ranked in the top half of the states nationally. To achieve this goal, we must become one of the fastest improving systems in the country.

2020 Goal: TBD

Abbreviations Key

N/A Not Applicable N/AV Not Available N/C Not Collected N/R Not Reported I/S Insufficient Sample TBD To be determined
NI Newly Identified CSI Continuing School Improvement CA Corrective Action RP Plan to Restructure R Restructure DELAY School Improvement Status HOLD School Improvement Status

Harold C. Johnson Middle [York 1]

SCHOOL PROFILE

	Our School	Change from Last Year	Middle Schools with Students Like Ours	Median Middle School
Students (n=690)				
Students enrolled in high school credit courses (grades 7 & 8)	0.0%	No Change	23.3%	19.4%
Retention rate	0.6%	Up from 0.3%	1.5%	1.8%
Attendance rate	95.9%	Down from 96.1%	95.9%	95.8%
Eligible for gifted and talented	18.7%	Up from 17.9%	17.8%	15.3%
With disabilities other than speech	13.9%	Up from 13.5%	14.2%	12.9%
Out-of-school suspensions or expulsions for violent &/or criminal offenses	0.0%	Down from 0.3%	0.6%	0.7%
Annual dropout rate	0.0%	No Change	0.0%	0.0%
Teachers (n=61)				
Teachers with advanced degrees	60.7%	Up from 55.7%	53.7%	55.0%
Continuing contract teachers	83.6%	Up from 80.3%	74.1%	70.6%
Teachers with emergency or provisional certificates	0.0%	Down from 1.8%	5.3%	5.4%
Teachers returning from previous year	90.5%	Up from 89.8%	84.7%	83.4%
Teacher attendance rate	95.0%	Up from 94.5%	94.8%	94.9%
Average teacher salary	\$48,292	Up 6.6%	\$44,624	\$44,706
Classes not taught by highly qualified teachers	0.0%	Down from 1.3%	2.1%	2.9%
School				
Principal's years at school	2.0	Up from 1.0	3.0	3.0
Student-teacher ratio in core subjects	19.1 to 1	Down from 20.7 to 1	20.7 to 1	20.1 to 1
Prime instructional time	89.3%	Down from 89.8%	89.3%	89.3%
Opportunities in the arts	Good	No Change	Good	Good
SACS accreditation	Yes	No Change	Yes	Yes
Character development program	Excellent	Up from Average	Good	Good
Dollars spent per pupil*	\$6,661	Up 1.4%	\$6,976	\$7,097
Percent of expenditures for instruction*	69.4%	Up from 67.9%	62.2%	64.4%
Percent of expenditures for teacher salaries*	66.6%	Up from 64.9%	59.0%	59.4%
% of AYP objectives met	81.0%		71.0%	69.0%

* Prior year audited financial data available.

EVALUATION RESULTS

	Teachers	Students*	Parents*
Number of surveys returned	44	350	198
Percent satisfied with learning environment	97.7%	85.3%	83.8%
Percent satisfied with social and physical environment	97.7%	87.0%	77.8%
Percent satisfied with school-home relations	88.6%	87.3%	77.6%

*Only students at the highest middle school grade level at this school and their parents were included.

REPORT OF PRINCIPAL AND SCHOOL IMPROVEMENT COUNCIL

Harold C. Johnson Middle School serves sixth and seventh grade students in York School District One. Our mission statement continues to be: "Recognizing that learning is a lifelong process, the mission of Harold C. Johnson Middle School is to prepare students to meet academic and social challenges in a safe, nurturing learning environment."

Harold C. Johnson Middle School was proud to receive its sixth Palmetto Silver Award Flag during the 2007-2008 school year. During the 2007-2008 school year, we focused on our school's vision, which is "Developing excellence in character and intellect for all students." To accomplish our vision, we implemented a few strategies and programs that we felt led to a successful school year.

We developed a school wide character education program that we referred to as "Think Time." During "Think Time" students were provided character education lessons by our guidance counselors, administrators, and special guest speakers. Our guiding philosophy was that we come to school to "Love...Live...Learn." Our guidance counselors, administrators, and teachers met with each "academic team" bi-weekly to deliver effective character education lessons. The implementation of our "Think Time" character education program allowed us to develop a positive school climate conducive to learning.

During our content area meetings, teachers developed common assessments focusing on the academic indicators for each standard. Our science and social studies teachers administered nine weeks cumulative assessments throughout the year. Our district provided in-service for ELA, math, science, and social studies teachers focusing on the revision of Bloom's. Teachers included the different cognitive processes when developing lesson plans and assessments. Our school continues to administer MAP testing during the fall, winter, and spring in reading, math, and science. We use the MAP data throughout the year to identify students' strengths and weaknesses.

Harold C. Johnson Middle School is dedicated to helping our students become successful and productive citizens. We are proud of the hard work and dedication of our students and teachers.

Keith McSwain
Principal, HCJ Middle School

Comprehensive detail, including definitions of rating, performance criteria, and explanations of status, is available on www.ed.sc.gov and www.eoc.sc.gov as well as school and school district websites.

Printed versions are available from school districts upon request.

Abbreviations Key

N/A Not Applicable N/AV Not Available N/C Not Collected N/R Not Reported I/S Insufficient Sample TBD To be determined
NI Newly Identified CSI Continuing School Improvement CA Corrective Action RP Plan to Restructure R Restructure DELAY School Improvement Status HOLD School Improvement Status