



SC Annual School Report Card Summary

C E Murray High
Williamsburg
Grades: 7-12 Enrollment: 513
Principal: Torrance Wilson
Superintendent: Ralph C. Fennell, Jr.
Board Chair: Mr. James Darby

PERFORMANCE

Comprehensive detail, including definitions of ratings, performance criteria, and explanations of status, is available on www.ed.sc.gov and www.eoc.sc.gov as well as school and school district websites. Printed versions are available from school districts upon request.

YEAR	ABSOLUTE RATING	GROWTH RATING	PALMETTO GOLD/SILVER AWARD	AYP STATUS	NCLB IMPROVEMENT STATUS
2008	At-Risk	Below Average	TBD	Met	N/A
2007	At-Risk	At-Risk	Gold	Met	N/A
2006	At-Risk	Below Average	N/A	Met	N/A

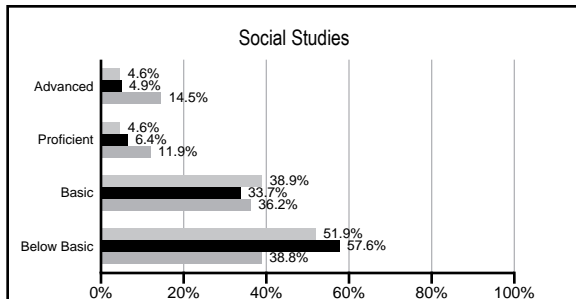
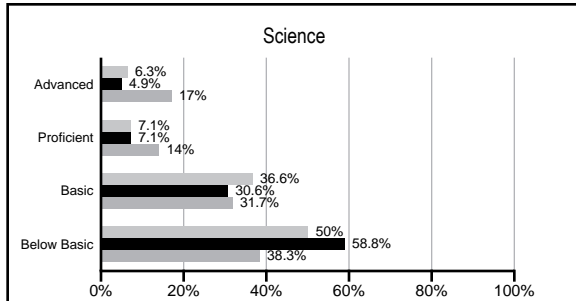
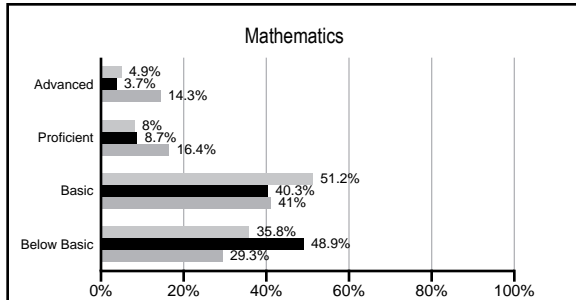
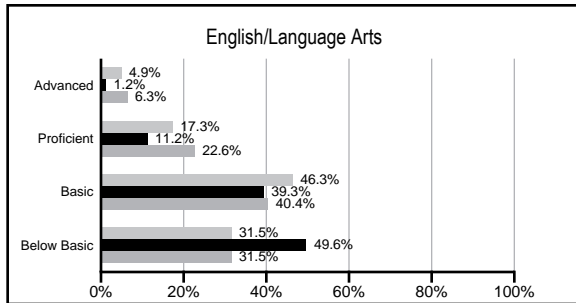
ABSOLUTE RATINGS OF MIDDLE SCHOOLS WITH STUDENTS LIKE OURS*

EXCELLENT	GOOD	AVERAGE	BELOW AVERAGE	AT-RISK
0	0	0	3	52

* Ratings are calculated with data available by 03/02/2009. Schools with Students like Ours are Middle Schools with poverty indices of no more than 5% above or below the index for this school.



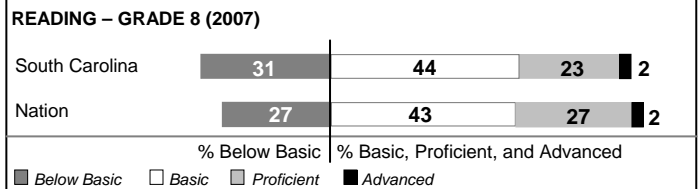
PACT PERFORMANCE

Our School Middle Schools with Students Like Ours Middle schools statewide



NAEP PERFORMANCE*

* Performance reported for SC and nation, data not available at school level. Percentages at NAEP Achievement Levels.



END OF COURSE TESTS - 2008

% of students scoring 70 or above on:	Our Middle School	Middle Schools with Students Like Ours
Algebra 1/Math for the Technologies 2	100.0%	83.7%
English 1	100.0%	80.2%
Physical Science	0%	37.9%
All Subjects	100.0%	80.5%

SC PERFORMANCE GOAL

2010 Goal:
By 2010, SC's student achievement will be ranked in the top half of the states nationally. To achieve this goal, we must become one of the fastest improving systems in the country.

2020 Goal: TBD

Abbreviations Key

N/A Not Applicable N/AV Not Available N/C Not Collected N/R Not Reported I/S Insufficient Sample TBD To be determined
 NI Newly Identified CSI Continuing School Improvement CA Corrective Action RP Plan to Restructure R Restructure DELAY School Improvement Status HOLD School Improvement Status

C E Murray High [Williamsburg]

SCHOOL PROFILE

	Our School	Change from Last Year	Middle Schools with Students Like Ours	Median Middle School
Students (n=513)				
Students enrolled in high school credit courses (grades 7 & 8)	10.4%	N/R	12.0%	19.4%
Retention rate	2.5%	Up from 2.0%	3.1%	1.8%
Attendance rate	97.9%	Up from 96.2%	95.2%	95.8%
Eligible for gifted and talented	3.0%	Down from 5.9%	5.9%	15.3%
With disabilities other than speech	19.5%	Up from 18.8%	13.4%	12.9%
Out-of-school suspensions or expulsions for violent &/or criminal offenses	0.2%	Up from 0.0%	0.7%	0.7%
Annual dropout rate	0.0%	No Change	0.0%	0.0%
Teachers (n=35)				
Teachers with advanced degrees	62.9%	Down from 66.7%	54.0%	55.0%
Continuing contract teachers	54.3%	Up from 52.8%	54.3%	70.6%
Teachers with emergency or provisional certificates	35.3%	Up from 32.4%	19.0%	5.4%
Teachers returning from previous year	76.7%	Down from 77.8%	76.5%	83.4%
Teacher attendance rate	94.6%	Down from 95.9%	94.7%	94.9%
Average teacher salary	\$41,027	Down 1.9%	\$43,224	\$44,706
Classes not taught by highly qualified teachers	36.0%	Up from 33.6%	8.7%	2.9%
School				
Principal's years at school	1.0	No Change	2.0	3.0
Student-teacher ratio in core subjects	23.2 to 1	Up from 22.9 to 1	16.1 to 1	20.1 to 1
Prime instructional time	91.1%	Up from 90.4%	88.8%	89.3%
Opportunities in the arts	Good	No Change	Good	Good
SACS accreditation	Yes	No Change	Yes	Yes
Character development program	Good	No Change	Good	Good
Dollars spent per pupil*	\$7,733	Up 3.9%	\$8,812	\$7,097
Percent of expenditures for instruction*	63.4%	Up from 63.2%	63.2%	64.4%
Percent of expenditures for teacher salaries*	56.4%	Down from 57.0%	56.6%	59.4%
% of AYP objectives met	100.0%		53.8%	69.0%

* Prior year audited financial data available.

EVALUATION RESULTS

	Teachers	Students*	Parents*
Number of surveys returned	33	90	67
Percent satisfied with learning environment	81.3%	55.6%	85.1%
Percent satisfied with social and physical environment	81.8%	68.2%	76.9%
Percent satisfied with school-home relations	68.8%	75.3%	82.8%

*Only students at the highest middle school grade level at this school and their parents were included.

REPORT OF PRINCIPAL AND SCHOOL IMPROVEMENT COUNCIL

C. E. Murray High School is located in Greeleyville, a small rural town in the lower Pee Dee area of South Carolina. We are working diligently to provide our students with the support and encouragement they need to achieve success.

We offer nutritious meals; a safe, clean learning environment; certified professionals who are exemplary role models; a strong curriculum; dedicated leadership; committed youth and community leaders; parenting resources; liaison; concerned guidance and community agency counselors; school-to-work opportunities; the latest technology and an after-school program to aid students with their homework and exit examination preparation; and extra-curricular activities to improve the mind, body, and spirit.

We have made great strides toward our goal of excellence in education. Our students have made consistent gains on state and national assessments. Particularly noteworthy is our SAT improvement. We have been accredited by the Southern Association of Colleges and Schools (SACS) and have met Adequate Yearly Progress (AYP).

We are making excellent progress with our student achievement and continue to focus on involving our parents and community members in our efforts to help our students achieve success while here in high school and beyond high school.

Principal
Torrance Wilson

Comprehensive detail, including definitions of rating, performance criteria, and explanations of status, is available on www.ed.sc.gov and www.eoc.sc.gov as well as school and school district websites.

Printed versions are available from school districts upon request.

Abbreviations Key

N/A Not Applicable N/AV Not Available N/C Not Collected N/R Not Reported I/S Insufficient Sample TBD To be determined
NI Newly Identified CSI Continuing School Improvement CA Corrective Action RP Plan to Restructure R Restructure DELAY School Improvement Status HOLD School Improvement Status