



SC Annual School Report Card Summary

Kingstree Junior High
Williamsburg

Grades: 7-8

Enrollment: 468

Principal: Margie Myers

Superintendent: Ralph C. Fennell, Jr.

Board Chair: Mr. James Darby

PERFORMANCE

Comprehensive detail, including definitions of ratings, performance criteria, and explanations of status, is available on www.ed.sc.gov and www.eoc.sc.gov as well as school and school district websites. Printed versions are available from school districts upon request.

YEAR	ABSOLUTE RATING	GROWTH RATING	PALMETTO GOLD/SILVER AWARD	AYP STATUS	NCLB IMPROVEMENT STATUS
2008	At-Risk	At-Risk	TBD	Not Met	R
2007	At-Risk	At-Risk	N/A	Not Met	R
2006	At-Risk	At-Risk	N/A	Not Met	RP

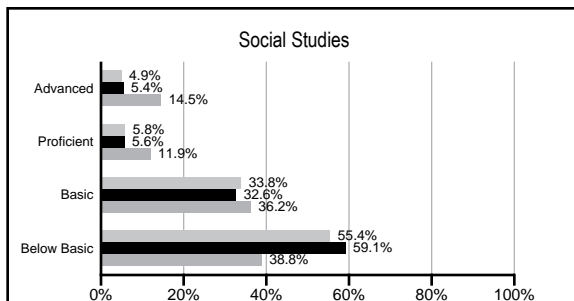
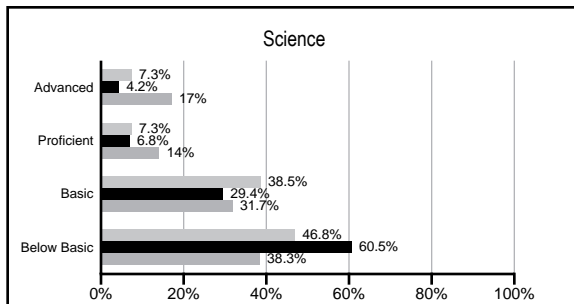
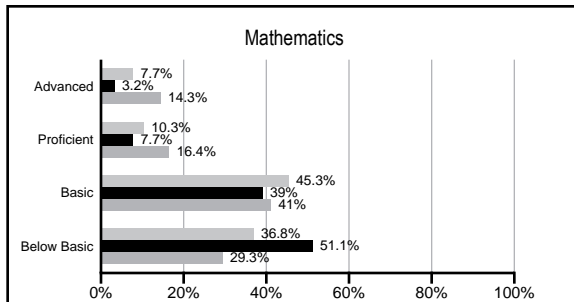
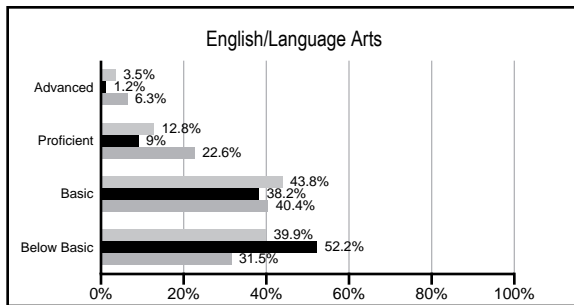
ABSOLUTE RATINGS OF MIDDLE SCHOOLS WITH STUDENTS LIKE OURS*

EXCELLENT	GOOD	AVERAGE	BELOW AVERAGE	AT-RISK
0	0	0	3	31

* Ratings are calculated with data available by 03/02/2009. Schools with Students like Ours are Middle Schools with poverty indices of no more than 5% above or below the index for this school.

PACT PERFORMANCE


Our School Middle Schools with Students Like Ours Middle schools statewide




NAEP PERFORMANCE*

* Performance reported for SC and nation, data not available at school level. Percentages at NAEP Achievement Levels.


READING - GRADE 8 (2007)



MATH - GRADE 8 (2007)



SCIENCE - GRADE 8 (2005)



END OF COURSE TESTS - 2008

% of students scoring 70 or above on:	Our Middle School	Middle Schools with Students Like Ours
Algebra 1/Math for the Technologies 2	100.0%	82.0%
English 1	88.2%	82.7%
Physical Science	0%	39.5%
All Subjects	91.8%	78.8%

SC PERFORMANCE GOAL

2010 Goal:

By 2010, SC's student achievement will be ranked in the top half of the states nationally. To achieve this goal, we must become one of the fastest improving systems in the country.

2020 Goal: TBD

Abbreviations Key

N/A Not Applicable N/AV Not Available N/C Not Collected N/R Not Reported I/S Insufficient Sample TBD To be determined
NI Newly Identified CSI Continuing School Improvement CA Corrective Action RP Plan to Restructure R Restructure DELAY School Improvement Status HOLD School Improvement Status

Kingstree Junior High [Williamsburg]

SCHOOL PROFILE

	Our School	Change from Last Year	Middle Schools with Students Like Ours	Median Middle School
Students (n=468)				
Students enrolled in high school credit courses (grades 7 & 8)	32.7%	Up from 9.6%	11.3%	19.4%
Retention rate	2.3%	Down from 4.8%	3.4%	1.8%
Attendance rate	94.5%	Down from 94.6%	95.0%	95.8%
Eligible for gifted and talented	6.4%	Down from 7.3%	4.2%	15.3%
With disabilities other than speech	23.0%	Down from 24.6%	13.5%	12.9%
Out-of-school suspensions or expulsions for violent &/or criminal offenses	0.6%	Down from 1.5%	0.8%	0.7%
Annual dropout rate	0.0%	Down from 0.8%	0.0%	0.0%
Teachers (n=28)				
Teachers with advanced degrees	57.1%	No Change	54.3%	55.0%
Continuing contract teachers	50.0%	Down from 53.6%	56.0%	70.6%
Teachers with emergency or provisional certificates	32.1%	Down from 33.3%	18.8%	5.4%
Teachers returning from previous year	65.9%	Down from 72.0%	76.4%	83.4%
Teacher attendance rate	94.7%	Up from 94.2%	94.7%	94.9%
Average teacher salary	\$43,109	Up 3.2%	\$43,167	\$44,706
Classes not taught by highly qualified teachers	18.3%	Up from 13.5%	9.3%	2.9%
School				
Principal's years at school	2.0	Up from 1.0	2.0	3.0
Student-teacher ratio in core subjects	27.6 to 1	Up from 26.0 to 1	15.6 to 1	20.1 to 1
Prime instructional time	87.8%	Down from 87.9%	88.8%	89.3%
Opportunities in the arts	Good	No Change	Good	Good
SACS accreditation	Yes	Up from No	Yes	Yes
Character development program	Good	No Change	Good	Good
Dollars spent per pupil*	\$6,752	Up 18.1%	\$9,135	\$7,097
Percent of expenditures for instruction*	65.6%	Up from 65.2%	63.0%	64.4%
Percent of expenditures for teacher salaries*	60.0%	Up from 59.0%	55.4%	59.4%
% of AYP objectives met	58.8%		53.8%	69.0%

* Prior year audited financial data available.

EVALUATION RESULTS

	Teachers	Students*	Parents*
Number of surveys returned	30	210	97
Percent satisfied with learning environment	100.0%	83.2%	92.4%
Percent satisfied with social and physical environment	100.0%	85.7%	80.6%
Percent satisfied with school-home relations	83.3%	86.2%	79.2%

*Only students at the highest middle school grade level at this school and their parents were included.

REPORT OF PRINCIPAL AND SCHOOL IMPROVEMENT COUNCIL

Kingstree Junior High School's motto, "Kingstree Junior High School students are respectful, responsible, productive, and intelligent," helped to drive the school year.

Kingstree Junior High School's commitment to academic excellence was recognized by the Southern Association and Colleges and Schools (SACS). This accreditation reinforces the school's commitment to demand rigor and to produce productive citizens. Kingstree Junior High is proud of this accomplishment.

Focusing on academic excellence for all students, the school implemented several new programs this year. Two academies opened in August to serve the needs of a segment of the student population. The Academy of Reading and the Academy of Math provided small-group instruction for students who needed to strengthen foundational skills in either of these areas. In another program, the school placed instructional assistants in the English/language arts and math classrooms in order to provide additional academic assistance. Furthermore, Kingstree Junior High students who needed additional support in subject-area classes also attended the after-school program.

In its focus on academic rigor, Kingstree Junior High continued to offer numerous high school courses – Algebra I, English I, Keyboarding, and Multicultural Studies. The school's Academic Challenge Team had a victorious season. This team allowed students to excel on an academic playing field. Great attention was given to the school-wide reading program. Incentives were provided each nine weeks for students who reached their goal. An end-of-the-year incentive included a "Lunch and Limo" celebration for the school's top readers.

Professional development continued with instructional strategies for single-gender classrooms serving as a primary focus. Workshops focusing on single-gender strategies were provided by the State Department of Education. Kingstree Junior High School had faculty members present workshops at the State Conference for Single-Gender Initiatives. The school was one of seven in the state presented with a "Single-Gender Initiative Award." Due to the success of its single-gender program, Kingstree Junior High School was featured in Education Week, a non-profit, nationally-recognized educational journal dedicated to covering important topics related to schools and education. In addition to professional development in single-gender strategies, the administration, the faculty, and the staff had the privilege of having Jerry King, a well-known educator, conduct a workshop based on his book Teaching . . . Take This Job and Love It.

The characteristics of respect and responsibility were addressed through two new social organizations – The Gentlemen's Club and The Ladies' Club. Both organizations stressed good character and community service. Kingstree Junior High School continues to strive for academic excellence and to focus on making productive citizens for the community, the state, and the nation.

Margie B. Myers, Principal and Larry Redden, School

Comprehensive detail, including definitions of rating, performance criteria, and explanations of status, is available on www.ed.sc.gov and www.eoc.sc.gov as well as school and school district websites.

Printed versions are available from school districts upon request.

Abbreviations Key

N/A Not Applicable N/AV Not Available N/C Not Collected N/R Not Reported I/S Insufficient Sample TBD To be determined
 NI Newly Identified CSI Continuing School Improvement CA Corrective Action RP Plan to Restructure R Restructure DELAY School Improvement Status HOLD School Improvement Status