



SC Annual School Report Card Summary

Hemingway High
Williamsburg

Grades: 7-12

Enrollment: 643

Principal: Levi Keith, II

Superintendent: Ralph C. Fennell, Jr.

Board Chair: Mr. James Darby

PERFORMANCE

Comprehensive detail, including definitions of ratings, performance criteria, and explanations of status, is available on www.ed.sc.gov and www.eoc.sc.gov as well as school and school district websites. Printed versions are available from school districts upon request.

| YEAR | ABSOLUTE RATING | GROWTH RATING | PALMETTO GOLD/SILVER AWARD | AYP STATUS | NCLB IMPROVEMENT STATUS |
|------|-----------------|---------------|----------------------------|------------|-------------------------|
| 2008 | At-Risk | At-Risk | TBD | Not Met | CSI |
| 2007 | At-Risk | At-Risk | N/A | Not Met | NI |
| 2006 | At-Risk | At-Risk | N/A | Not Met | N/A |

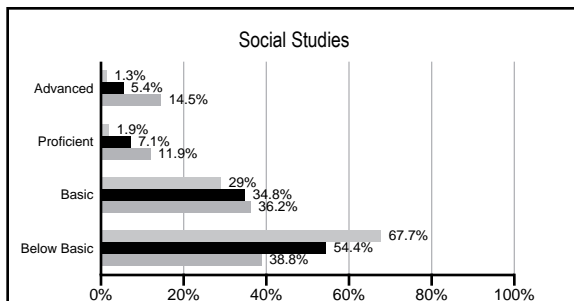
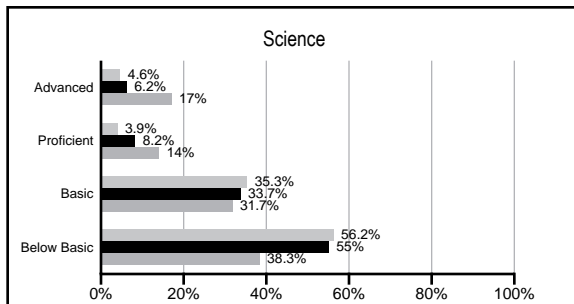
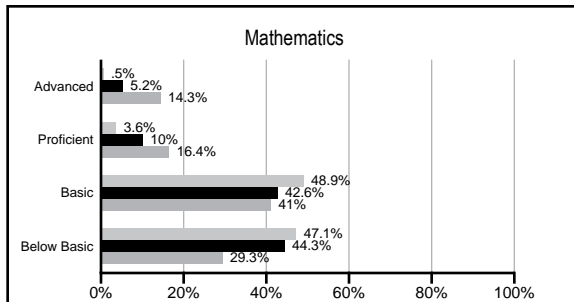
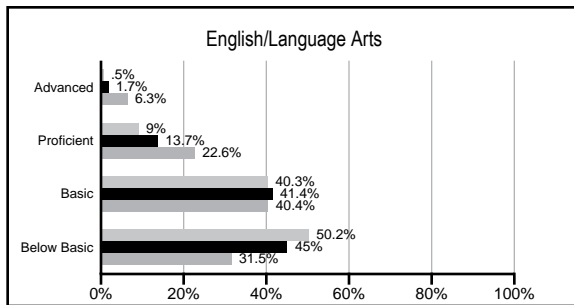
ABSOLUTE RATINGS OF MIDDLE SCHOOLS WITH STUDENTS LIKE OURS*

| EXCELLENT | GOOD | AVERAGE | BELOW AVERAGE | AT-RISK |
|-----------|------|---------|---------------|---------|
| 0 | 0 | 1 | 3 | 40 |

* Ratings are calculated with data available by 03/02/2009. Schools with Students like Ours are Middle Schools with poverty indices of no more than 5% above or below the index for this school.

PACT PERFORMANCE

Our School Middle Schools with Students Like Ours Middle schools statewide



NAEP PERFORMANCE*

* Performance reported for SC and nation, data not available at school level. Percentages at NAEP Achievement Levels.

READING - GRADE 8 (2007)

| Entity | % Below Basic | % Basic, Proficient, and Advanced |
|----------------|---------------|-----------------------------------|
| South Carolina | 31 | 44 |
| Nation | 27 | 43 |

MATH - GRADE 8 (2007)

| Entity | % Below Basic | % Basic, Proficient, and Advanced |
|----------------|---------------|-----------------------------------|
| South Carolina | 29 | 39 |
| Nation | 30 | 39 |

SCIENCE - GRADE 8 (2005)

| Entity | % Below Basic | % Basic, Proficient, and Advanced |
|----------------|---------------|-----------------------------------|
| South Carolina | 46 | 31 |
| Nation | 43 | 30 |

END OF COURSE TESTS - 2008

| % of students scoring 70 or above on: | Our Middle School | Middle Schools with Students Like Ours |
|---------------------------------------|-------------------|--|
| Algebra 1/Math for the Technologies 2 | 65.0% | 88.1% |
| English 1 | 75.0% | 84.6% |
| Physical Science | 0% | 35.2% |
| All Subjects | 70.0% | 85.8% |

SC PERFORMANCE GOAL

2010 Goal:

By 2010, SC's student achievement will be ranked in the top half of the states nationally. To achieve this goal, we must become one of the fastest improving systems in the country.

2020 Goal: TBD

Abbreviations Key

N/A Not Applicable N/AV Not Available N/C Not Collected N/R Not Reported I/S Insufficient Sample TBD To be determined
NI Newly Identified CSI Continuing School Improvement CA Corrective Action RP Plan to Restructure R Restructure DELAY School Improvement Status HOLD School Improvement Status

Hemingway High [Williamsburg]

SCHOOL PROFILE

| | Our School | Change from Last Year | Middle Schools with Students Like Ours | Median Middle School |
|--|------------|-----------------------|--|----------------------|
| Students (n=643) | | | | |
| Students enrolled in high school credit courses (grades 7 & 8) | 9.3% | N/R | 11.8% | 19.4% |
| Retention rate | 4.2% | Up from 2.8% | 2.6% | 1.8% |
| Attendance rate | 95.1% | Down from 95.7% | 95.2% | 95.8% |
| Eligible for gifted and talented | 3.5% | Down from 5.1% | 7.1% | 15.3% |
| With disabilities other than speech | 23.0% | No Change | 13.8% | 12.9% |
| Out-of-school suspensions or expulsions for violent &/or criminal offenses | 0.5% | Down from 0.7% | 0.5% | 0.7% |
| Annual dropout rate | 0.4% | Up from 0.0% | 0.0% | 0.0% |
| Teachers (n=45) | | | | |
| Teachers with advanced degrees | 57.8% | Down from 64.1% | 54.1% | 55.0% |
| Continuing contract teachers | 53.3% | Down from 59.0% | 56.3% | 70.6% |
| Teachers with emergency or provisional certificates | 35.7% | Up from 29.7% | 18.2% | 5.4% |
| Teachers returning from previous year | 83.7% | No Change | 77.1% | 83.4% |
| Teacher attendance rate | 92.6% | Down from 94.4% | 94.8% | 94.9% |
| Average teacher salary | \$43,071 | Up 2.4% | \$43,224 | \$44,706 |
| Classes not taught by highly qualified teachers | 3.9% | Down from 7.4% | 7.6% | 2.9% |
| School | | | | |
| Principal's years at school | 4.0 | Up from 3.0 | 2.0 | 3.0 |
| Student-teacher ratio in core subjects | 30.3 to 1 | Down from 32.0 to 1 | 16.6 to 1 | 20.1 to 1 |
| Prime instructional time | 86.2% | Down from 88.8% | 88.6% | 89.3% |
| Opportunities in the arts | Good | No Change | Good | Good |
| SACS accreditation | Yes | No Change | Yes | Yes |
| Character development program | Average | No Change | Good | Good |
| Dollars spent per pupil* | \$6,476 | Up 5.7% | \$8,140 | \$7,097 |
| Percent of expenditures for instruction* | 62.4% | Up from 61.9% | 63.9% | 64.4% |
| Percent of expenditures for teacher salaries* | 58.4% | Up from 55.0% | 57.2% | 59.4% |
| % of AYP objectives met | 84.6% | | 53.8% | 69.0% |

* Prior year audited financial data available.

EVALUATION RESULTS

| | Teachers | Students* | Parents* |
|--|----------|-----------|----------|
| Number of surveys returned | 36 | 89 | 80 |
| Percent satisfied with learning environment | 75.0% | 59.6% | 57.0% |
| Percent satisfied with social and physical environment | 77.8% | 57.3% | 55.1% |
| Percent satisfied with school-home relations | 48.6% | 70.8% | 71.8% |

*Only students at the highest middle school grade level at this school and their parents were included.

REPORT OF PRINCIPAL AND SCHOOL IMPROVEMENT COUNCIL

Hemingway High School, located in the town of Hemingway in the Pee Dee region of South Carolina, serves grades seven through twelve. Student enrollment in 2007-2008 was 634 and included 87.5% African-American, 10.9% white, and 1.6% minority.

We continue our commitment to improve student achievement and to provide for our students the best education possible. Our accomplishments for the 2007-2008 school year include completion of the first phase of High Schools That Work/Making Middle Grades Work initiatives, renewal of SACS accreditation, election of one student as state FBLA president, participation in district's early college program, setting of new school records in track, participation of all certified staff in regular professional development sessions and professional learning communities, and providing incentives to students who met target growth on MAP.

Other strategies for increasing student achievement include the summer and after-school transition program for 7th, 8th, and 9th grade students, after-school tutoring sessions focusing on PACT and HSAP skills, intensive reviews for HSAP and PACT immediately preceding the state tests, use of MAP data to drive instruction, and the continuation of the dual-enrollment program with Williamsburg Technical College. In addition, Hemingway High students won recognition for regional athletic awards in basketball, football, track, and volleyball as well as for scholarship offers in excess of \$2.1 million.

We salute our students and staff for their hard work and dedication during the past year; however, we continue to face challenges in the areas of student achievement and parental involvement. By working together, students, teachers, parents, administrators, and community members strive to fulfill our mission to prepare all students for success.

Grady D. Richardson, Jr.
Principal

Loretta Graham
SIC Chairperson

Comprehensive detail, including definitions of rating, performance criteria, and explanations of status, is available on www.ed.sc.gov and www.eoc.sc.gov as well as school and school district websites.

Printed versions are available from school districts upon request.

Abbreviations Key

N/A Not Applicable N/AV Not Available N/C Not Collected N/R Not Reported I/S Insufficient Sample TBD To be determined
NI Newly Identified CSI Continuing School Improvement CA Corrective Action RP Plan to Restructure R Restructure DELAY School Improvement Status HOLD School Improvement Status