



SC Annual School Report Card Summary

Chestnut Oaks Middle

Sumter 17

Grades: 7-8

Enrollment: 333

Principal: Cornelius B. Leach, Ed.D.

Superintendent: Zona Jefferson, PhD

Board Chair: Ms. Jo R. White

PERFORMANCE

Comprehensive detail, including definitions of ratings, performance criteria, and explanations of status, is available on www.ed.sc.gov and www.eoc.sc.gov as well as school and school district websites. Printed versions are available from school districts upon request.

YEAR	ABSOLUTE RATING	GROWTH RATING	PALMETTO GOLD/SILVER AWARD	AYP STATUS	NCLB IMPROVEMENT STATUS
2008	At-Risk	Below Average	TBD	Not Met	N/A
2007	At-Risk	At-Risk	N/A	Not Met	N/A
2006	At-Risk	At-Risk	N/A	Not Met	N/A

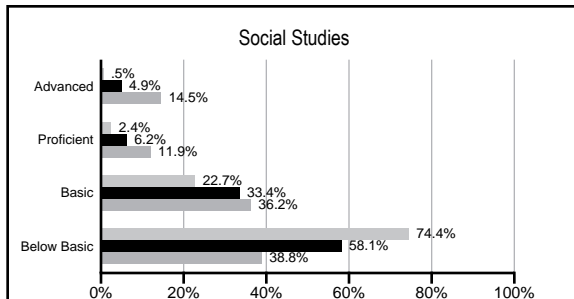
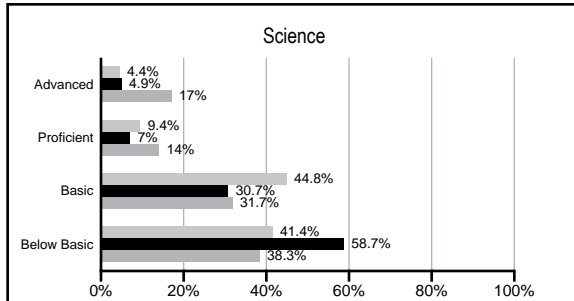
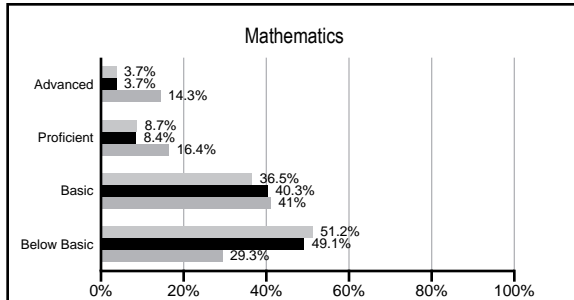
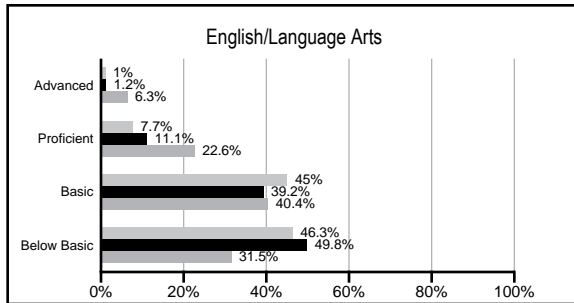
ABSOLUTE RATINGS OF MIDDLE SCHOOLS WITH STUDENTS LIKE OURS*

EXCELLENT	GOOD	AVERAGE	BELOW AVERAGE	AT-RISK
0	0	0	3	53

* Ratings are calculated with data available by 03/02/2009. Schools with Students like Ours are Middle Schools with poverty indices of no more than 5% above or below the index for this school.

PACT PERFORMANCE


Our School Middle Schools with Students Like Ours Middle schools statewide




NAEP PERFORMANCE*

* Performance reported for SC and nation, data not available at school level. Percentages at NAEP Achievement Levels.


READING - GRADE 8 (2007)



MATH - GRADE 8 (2007)



SCIENCE - GRADE 8 (2005)



END OF COURSE TESTS - 2008

% of students scoring 70 or above on:	Our Middle School	Middle Schools with Students Like Ours
Algebra 1/Math for the Technologies 2	87.5%	84.1%
English 1	86.5%	80.5%
Physical Science	0%	37.9%
All Subjects	86.9%	80.8%

SC PERFORMANCE GOAL

2010 Goal:

By 2010, SC's student achievement will be ranked in the top half of the states nationally. To achieve this goal, we must become one of the fastest improving systems in the country.

2020 Goal: TBD

Abbreviations Key

N/A Not Applicable N/AV Not Available N/C Not Collected N/R Not Reported I/S Insufficient Sample TBD To be determined
 NI Newly Identified CSI Continuing School Improvement CA Corrective Action RP Plan to Restructure R Restructure DELAY School Improvement Status HOLD School Improvement Status

Chestnut Oaks Middle [Sumter 17]

SCHOOL PROFILE

	Our School	Change from Last Year	Middle Schools with Students Like Ours	Median Middle School
Students (n=333)				
Students enrolled in high school credit courses (grades 7 & 8)	10.8%	Up from 6.4%	11.9%	19.4%
Retention rate	2.4%	Up from 1.3%	3.3%	1.8%
Attendance rate	93.2%	Down from 93.3%	95.1%	95.8%
Eligible for gifted and talented	7.9%	Up from 6.8%	5.9%	15.3%
With disabilities other than speech	15.7%	Down from 16.6%	13.5%	12.9%
Out-of-school suspensions or expulsions for violent &/or criminal offenses	0.0%	Down from 0.2%	0.7%	0.7%
Annual dropout rate	0.3%	Up from 0.2%	0.0%	0.0%
Teachers (n=38)				
Teachers with advanced degrees	36.8%	Up from 29.3%	53.6%	55.0%
Continuing contract teachers	39.5%	Down from 61.0%	54.3%	70.6%
Teachers with emergency or provisional certificates	45.2%	Up from 25.7%	18.9%	5.4%
Teachers returning from previous year	65.2%	Down from 65.5%	76.4%	83.4%
Teacher attendance rate	94.2%	Up from 92.8%	94.7%	94.9%
Average teacher salary	\$39,491	Up 6.2%	\$43,167	\$44,706
Classes not taught by highly qualified teachers	18.9%	Up from 16.9%	8.5%	2.9%
School				
Principal's years at school	3.0	Up from 2.0	2.0	3.0
Student-teacher ratio in core subjects	25.1 to 1	Up from 19.6 to 1	16.2 to 1	20.1 to 1
Prime instructional time	85.1%	Up from 84.7%	88.8%	89.3%
Opportunities in the arts	Excellent	Up from Good	Good	Good
SACS accreditation	Yes	No Change	Yes	Yes
Character development program	Excellent	No Change	Good	Good
Dollars spent per pupil*	\$7,987	Up 15.6%	\$8,763	\$7,097
Percent of expenditures for instruction*	55.5%	Down from 60.0%	63.2%	64.4%
Percent of expenditures for teacher salaries*	50.0%	Down from 53.6%	56.8%	59.4%
% of AYP objectives met	47.1%		53.8%	69.0%

* Prior year audited financial data available.

EVALUATION RESULTS

	Teachers	Students*	Parents*
Number of surveys returned	35	100	48
Percent satisfied with learning environment	88.6%	74.0%	84.8%
Percent satisfied with social and physical environment	91.4%	78.5%	70.8%
Percent satisfied with school-home relations	80.0%	80.9%	74.5%

*Only students at the highest middle school grade level at this school and their parents were included.

REPORT OF PRINCIPAL AND SCHOOL IMPROVEMENT COUNCIL

Chestnut Oaks Middle School, a 2005-2008 Red Carpet School, had a very productive 2007-2008 school year. The staff continued their work with ELA and continued the use of differentiated instruction school-wide in all subject areas. The ELA teachers continued to take part in the South Carolina Reading Initiative (SCRI) for middle schools. Our math teachers utilized the I Can Learn Lab, which allowed the students the opportunity to operate technology in the classroom. Consultants from the I Can Learn Lab visited the school twice a month to assist the teachers in incorporating the technology appropriately.

We had our first school winner for the District Lieutenant Governor's Essay Contest. The title of his essay was "When You Are Eighty Years Old, What Will Your Life Be Like?"

Our school's Character Education Committee continued to recognize students who displayed positive character traits. The Character Education breakfasts were held monthly. Teachers submitted names of those students who had shown the character trait for that month to committee members. A letter was sent to the student and his or her guardian with an invitation to attend the breakfast. A community representative was the guest speaker for the breakfast to talk to the recognized students about the character trait for the month.

Students were also honored and recognized for their academic achievement. A total of 90 students were rewarded due to their performance on Spring 2007 PACT. Ten students had the opportunity to visit Atlanta, Georgia where they attended an NBA basketball game, visited Coca-Cola World and the historic home of Dr. Martin Luther King, Jr. These 10 students along with 34 of their classmates also received a cookout for their performance on the 2007 PACT. Fifty-six other students, along with the 44 honored above, received a pizza party to celebrate their achievement and improvement on PACT for the 2007 testing period.

We are also proud of our college and community sponsors. Students from Morris College and USC-Sumter came and tutored our students throughout the school year. The goal for these tutors was to assist students in better understanding the curriculum standards for each of the content areas.

We at Chestnut Oaks Middle School look forward to an even better year during the 2008-2009 school term as we continue to SOAR!

Seek Excellence
Opt to Use Good Manners
Activate Listening and Learning Skills
Respect Self and Others

Cornelius B. Leach, Principal
Janet Clayton, SIC President

Comprehensive detail, including definitions of rating, performance criteria, and explanations of status, is available on www.ed.sc.gov and www.eoc.sc.gov as well as school and school district websites.

Printed versions are available from school districts upon request.

Abbreviations Key

N/A Not Applicable N/AV Not Available N/C Not Collected N/R Not Reported I/S Insufficient Sample TBD To be determined
NI Newly Identified CSI Continuing School Improvement CA Corrective Action RP Plan to Restructure R Restructure DELAY School Improvement Status HOLD School Improvement Status