



SC Annual School Report Card Summary

Bates Middle
Sumter 17
Grades: 6-8 **Enrollment: 752**
Principal: Dr. Vanessa R. Lancaster
Superintendent: Zona Jefferson, PhD
Board Chair: Ms. Jo R. White

PERFORMANCE

Comprehensive detail, including definitions of ratings, performance criteria, and explanations of status, is available on www.ed.sc.gov and www.eoc.sc.gov as well as school and school district websites. Printed versions are available from school districts upon request.

YEAR	ABSOLUTE RATING	GROWTH RATING	PALMETTO GOLD/SILVER AWARD	AYP STATUS	NCLB IMPROVEMENT STATUS
2008	Below Average	At-Risk	TBD	Not Met	N/A
2007	Below Average	At-Risk	N/A	Not Met	N/A
2006	Below Average	At-Risk	N/A	Not Met	N/A

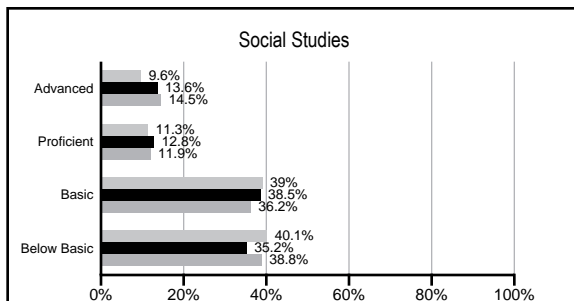
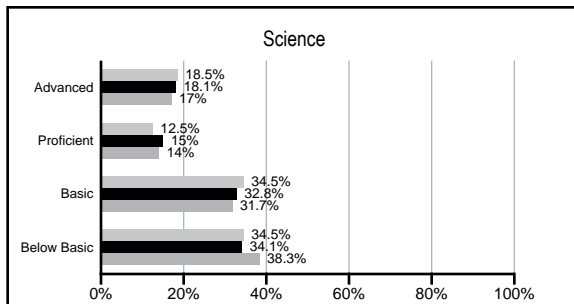
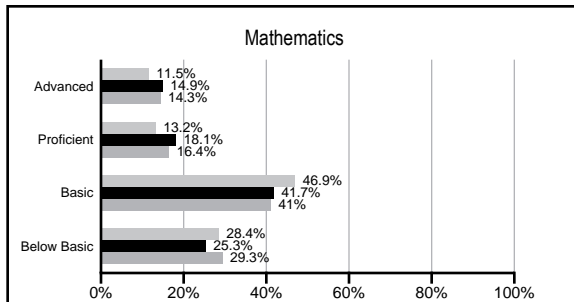
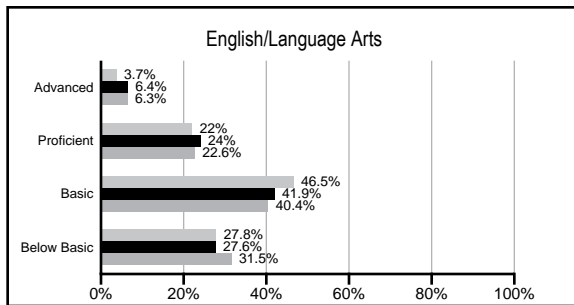
ABSOLUTE RATINGS OF MIDDLE SCHOOLS WITH STUDENTS LIKE OURS*

EXCELLENT	GOOD	AVERAGE	BELOW AVERAGE	AT-RISK
0	0	16	19	3

* Ratings are calculated with data available by 03/02/2009. Schools with Students like Ours are Middle Schools with poverty indices of no more than 5% above or below the index for this school.

PACT PERFORMANCE


Our School Middle Schools with Students Like Ours Middle schools statewide




NAEP PERFORMANCE*

* Performance reported for SC and nation, data not available at school level. Percentages at NAEP Achievement Levels.


READING – GRADE 8 (2007)



MATH – GRADE 8 (2007)



SCIENCE – GRADE 8 (2005)



END OF COURSE TESTS - 2008

% of students scoring 70 or above on:	Our Middle School	Middle Schools with Students Like Ours
Algebra 1/Math for the Technologies 2	100.0%	97.9%
English 1	96.7%	96.8%
Physical Science	0%	49.8%
All Subjects	98.0%	97.2%

SC PERFORMANCE GOAL

2010 Goal:

By 2010, SC's student achievement will be ranked in the top half of the states nationally. To achieve this goal, we must become one of the fastest improving systems in the country.

2020 Goal: TBD

Abbreviations Key

N/A Not Applicable N/AV Not Available N/C Not Collected N/R Not Reported I/S Insufficient Sample TBD To be determined
 NI Newly Identified CSI Continuing School Improvement CA Corrective Action RP Plan to Restructure R Restructure DELAY School Improvement Status HOLD School Improvement Status

Bates Middle [Sumter 17]

SCHOOL PROFILE

	Our School	Change from Last Year	Middle Schools with Students Like Ours	Median Middle School
Students (n=752)				
Students enrolled in high school credit courses (grades 7 & 8)	15.8%	Up from 10.8%	26.4%	19.4%
Retention rate	1.6%	Up from 1.2%	1.7%	1.8%
Attendance rate	96.3%	Up from 96.1%	95.8%	95.8%
Eligible for gifted and talented	19.4%	Up from 14.9%	18.2%	15.3%
With disabilities other than speech	12.9%	Up from 12.2%	13.9%	12.9%
Out-of-school suspensions or expulsions for violent &/or criminal offenses	0.0%	Down from 8.4%	0.8%	0.7%
Annual dropout rate	0.4%	Down from 1.3%	0.0%	0.0%
Teachers (n=52)				
Teachers with advanced degrees	55.8%	Down from 59.6%	55.2%	55.0%
Continuing contract teachers	61.5%	Down from 69.2%	75.4%	70.6%
Teachers with emergency or provisional certificates	21.4%	Up from 7.5%	5.3%	5.4%
Teachers returning from previous year	86.9%	Up from 86.1%	86.4%	83.4%
Teacher attendance rate	93.6%	Down from 95.5%	95.1%	94.9%
Average teacher salary	\$42,461	Up 2.8%	\$44,665	\$44,706
Classes not taught by highly qualified teachers	12.3%	Up from 10.6%	2.1%	2.9%
School				
Principal's years at school	1.0	Down from 5.0	3.0	3.0
Student-teacher ratio in core subjects	20.7 to 1	Down from 25.9 to 1	21.5 to 1	20.1 to 1
Prime instructional time	87.6%	Down from 90.4%	89.3%	89.3%
Opportunities in the arts	Fair	Down from Good	Good	Good
SACS accreditation	Yes	No Change	Yes	Yes
Character development program	Average	No Change	Good	Good
Dollars spent per pupil*	\$6,604	Up 4.8%	\$6,769	\$7,097
Percent of expenditures for instruction*	62.2%	Up from 61.7%	63.6%	64.4%
Percent of expenditures for teacher salaries*	59.5%	Up from 59.2%	59.1%	59.4%
% of AYP objectives met	61.9%		71.4%	69.0%

* Prior year audited financial data available.

REPORT OF PRINCIPAL AND SCHOOL IMPROVEMENT COUNCIL

Our mission at Bates Middle School is to ensure an excellent education for all students by providing innovative, challenging, and diverse learning opportunities in a secure environment. At Bates Middle School, we provide an array of opportunities for our students in areas where they can excel in academics, athletics, and fine arts.

We offer a challenging and standards driven curriculum that is supported by highly qualified faculty and staff. Although we are proud of the accomplishments and improvements made this school year, we are always looking for ways to address our areas in need of improvement. This effort is a continuous endeavor that is focused on daily.

As we continue to research strategies to improve as a school, we will focus on ways to improve academically with emphasis on professional development, utilization of researched based programs, best practice strategies in the classroom, and foster a school culture for high expectations for student achievement and success. As we prepare our students for a global society, we feel that this is pertinent because the Bates' community envisions developing lifelong learners into confident, competent, and contributing members of society.

Dr. Vanessa R. Lancaster, Principal
Mr. Gary Bettinger, President, School Improvement Council

EVALUATION RESULTS

	Teachers	Students*	Parents*
Number of surveys returned	39	195	47
Percent satisfied with learning environment	71.8%	68.7%	89.1%
Percent satisfied with social and physical environment	94.7%	68.6%	74.5%
Percent satisfied with school-home relations	84.6%	80.0%	68.1%

*Only students at the highest middle school grade level at this school and their parents were included.

Comprehensive detail, including definitions of rating, performance criteria, and explanations of status, is available on www.ed.sc.gov and www.eoc.sc.gov as well as school and school district websites.

Printed versions are available from school districts upon request.

Abbreviations Key

N/A Not Applicable N/AV Not Available N/C Not Collected N/R Not Reported I/S Insufficient Sample TBD To be determined
NI Newly Identified CSI Continuing School Improvement CA Corrective Action RP Plan to Restructure R Restructure DELAY School Improvement Status HOLD School Improvement Status