



# SC Annual School Report Card Summary

Alice Drive Middle

Sumter 17

Grades: 6-8

Enrollment: 703

Principal: Richard Avins

Superintendent: Zona Jefferson, PhD

Board Chair: Ms. Jo R. White

## PERFORMANCE

Comprehensive detail, including definitions of ratings, performance criteria, and explanations of status, is available on [www.ed.sc.gov](http://www.ed.sc.gov) and [www.eoc.sc.gov](http://www.eoc.sc.gov) as well as school and school district websites. Printed versions are available from school districts upon request.

YEAR	ABSOLUTE RATING	GROWTH RATING	PALMETTO GOLD/SILVER AWARD	AYP STATUS	NCLB IMPROVEMENT STATUS
2008	Average	Below Average	TBD	Not Met	N/A
2007	Below Average	At-Risk	N/A	Not Met	N/A
2006	Below Average	At-Risk	N/A	Not Met	N/A

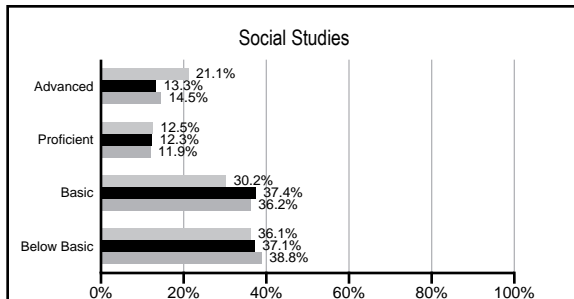
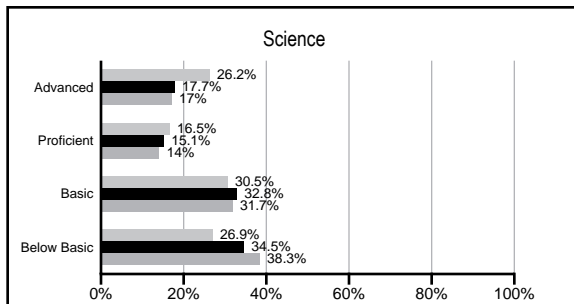
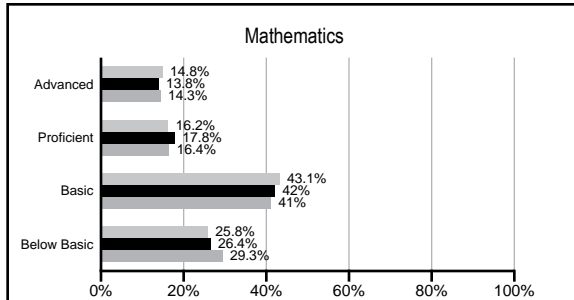
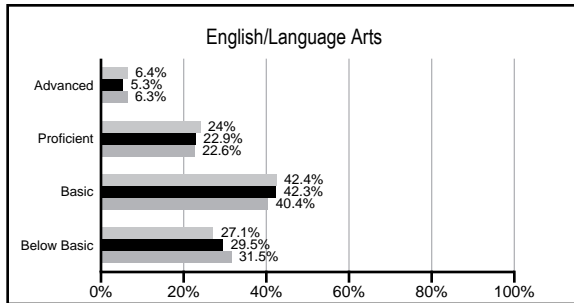
## ABSOLUTE RATINGS OF MIDDLE SCHOOLS WITH STUDENTS LIKE OURS\*

EXCELLENT	GOOD	AVERAGE	BELOW AVERAGE	AT-RISK
0	0	17	28	3

\*Ratings are calculated with data available by 03/02/2009. Schools with Students like Ours are Middle Schools with poverty indices of no more than 5% above or below the index for this school.



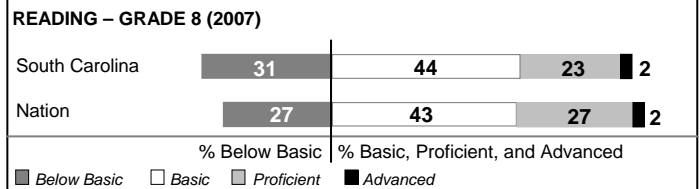
## PACT PERFORMANCE

Our School Middle Schools with Students Like Ours Middle schools statewide



## NAEP PERFORMANCE\*

\* Performance reported for SC and nation, data not available at school level. Percentages at NAEP Achievement Levels.



## END OF COURSE TESTS - 2008

% of students scoring 70 or above on:	Our Middle School	Middle Schools with Students Like Ours
Algebra 1/Math for the Technologies 2	100.0%	97.3%
English 1	100.0%	97.5%
Physical Science	0%	48.7%
All Subjects	100.0%	97.1%

## SC PERFORMANCE GOAL

2010 Goal:

*By 2010, SC's student achievement will be ranked in the top half of the states nationally. To achieve this goal, we must become one of the fastest improving systems in the country.*

2020 Goal: TBD

### Abbreviations Key

N/A Not Applicable N/AV Not Available N/C Not Collected N/R Not Reported I/S Insufficient Sample TBD To be determined

NI Newly Identified CSI Continuing School Improvement CA Corrective Action RP Plan to Restructure R Restructure DELAY School Improvement Status HOLD School Improvement Status

# Alice Drive Middle [Sumter 17]

## SCHOOL PROFILE

	Our School	Change from Last Year	Middle Schools with Students Like Ours	Median Middle School
<b>Students (n=703)</b>				
Students enrolled in high school credit courses (grades 7 & 8)	13.1%	Down from 13.8%	23.7%	19.4%
Retention rate	1.0%	Down from 2.9%	1.5%	1.8%
Attendance rate	96.1%	Up from 95.9%	96.0%	95.8%
Eligible for gifted and talented	21.0%	Down from 22.8%	17.8%	15.3%
With disabilities other than speech	15.4%	Up from 14.2%	14.2%	12.9%
Out-of-school suspensions or expulsions for violent &/or criminal offenses	0.4%	Up from 0.0%	0.6%	0.7%
Annual dropout rate	0.2%	No Change	0.0%	0.0%
<b>Teachers (n=48)</b>				
Teachers with advanced degrees	39.6%	Down from 43.2%	54.2%	55.0%
Continuing contract teachers	75.0%	Down from 84.1%	74.4%	70.6%
Teachers with emergency or provisional certificates	10.0%	Up from 5.0%	5.3%	5.4%
Teachers returning from previous year	84.0%	Down from 84.5%	85.0%	83.4%
Teacher attendance rate	90.3%	Down from 94.2%	94.8%	94.9%
Average teacher salary	\$44,624	Up 3.0%	\$44,624	\$44,706
Classes not taught by highly qualified teachers	2.6%	Down from 7.1%	2.1%	2.9%
<b>School</b>				
Principal's years at school	1.0	Down from 2.0	3.0	3.0
Student-teacher ratio in core subjects	23.6 to 1	Down from 24.3 to 1	20.7 to 1	20.1 to 1
Prime instructional time	85.1%	Down from 89.2%	89.3%	89.3%
Opportunities in the arts	Good	No Change	Good	Good
SACS accreditation	Yes	No Change	Yes	Yes
Character development program	Excellent	Up from Average	Good	Good
Dollars spent per pupil*	\$6,086	Down 6.7%	\$6,954	\$7,097
Percent of expenditures for instruction*	61.9%	Down from 62.8%	62.2%	64.4%
Percent of expenditures for teacher salaries*	56.6%	Down from 58.6%	59.2%	59.4%
% of AYP objectives met	71.4%		71.0%	69.0%

\* Prior year audited financial data available.

## EVALUATION RESULTS

	Teachers	Students*	Parents*
Number of surveys returned	45	143	110
Percent satisfied with learning environment	100.0%	77.6%	77.1%
Percent satisfied with social and physical environment	100.0%	75.5%	76.1%
Percent satisfied with school-home relations	97.7%	86.7%	67.9%

\*Only students at the highest middle school grade level at this school and their parents were included.

## REPORT OF PRINCIPAL AND SCHOOL IMPROVEMENT COUNCIL

One of the primary goals of Alice Drive Middle (ADM) is to produce well rounded students who succeed both inside and outside of the classroom. The school offers students advanced courses in all core classes including English I and Algebra I for high school credit. This past school year, our students achieved goals in all areas of student life, academics, athletics, service learning, and other extra-curricular activities and organizations. Throughout the year, the students at ADM continued to proudly represent themselves and the school.

Academically the students in every grade made gains in each content area of MAP testing. These gains were made possible through the hard work of students and teachers. All staff members participated in school and district professional development sessions that focused on improving content area instruction. In addition, many staff members attended professional development opportunities outside of those offered through our district.

Outside the classroom, our students continued to perform at an exemplary level. The school had two Duke Tip Award winners, thirty six USC Junior Scholars, a Governor's Citizenship Award winner and nine Junior Scholars recognized for outstanding performance on the PSAT. Alice Drive students in English I and Algebra I had a 100% End of Course passing rate. Two students from our band were selected to participate with the all region band. The band received an excellent rating at the Concert Festival. At Solo and Ensemble competition, twelve students received Superior and seven students received Excellent ratings. The football team and the girls' track team finished the season as the second place team for the Mid-10 North Division Conference.

Alice Drive students raised over \$5,400.00 in the Hoops for Heart program sponsored by the American Heart Association. Over 300 service hours were contributed to local churches, hospitals, the elderly, Crisis Center, and Habitat for Humanity. Shoe Boxes and Easter Baskets were made and donated. The school served the special needs elementary students of District 17 by sponsoring our Fall Festival.

Ms. Gwen Randolph-Sanders received statewide recognition for twenty-five years as student council advisor.

Richard Avins, Principal  
Harrison Brown, SIC Chairperson

Comprehensive detail, including definitions of rating, performance criteria, and explanations of status, is available on [www.ed.sc.gov](http://www.ed.sc.gov) and [www.eoc.sc.gov](http://www.eoc.sc.gov) as well as school and school district websites.

Printed versions are available from school districts upon request.

### Abbreviations Key

N/A Not Applicable N/AV Not Available N/C Not Collected N/R Not Reported I/S Insufficient Sample TBD To be determined  
NI Newly Identified CSI Continuing School Improvement CA Corrective Action RP Plan to Restructure R Restructure DELAY School Improvement Status HOLD School Improvement Status