



# SC Annual School Report Card Summary

**Hillcrest Middle  
Sumter 2**  
**Grades: 6-8** Enrollment: 437  
**Principal: Robert Barth**  
**Superintendent: Dr. J. Frank Baker**  
**Board Chair: Mr. Larry Addison**

## PERFORMANCE

Comprehensive detail, including definitions of ratings, performance criteria, and explanations of status, is available on [www.ed.sc.gov](http://www.ed.sc.gov) and [www.eoc.sc.gov](http://www.eoc.sc.gov) as well as school and school district websites. Printed versions are available from school districts upon request.

YEAR	ABSOLUTE RATING	GROWTH RATING	PALMETTO GOLD/SILVER AWARD	AYP STATUS	NCLB IMPROVEMENT STATUS
2008	Average	Below Average	TBD	Not Met	N/A
2007	Average	Below Average	N/A	Not Met	N/A
2006	Average	Below Average	N/A	Not Met	N/A

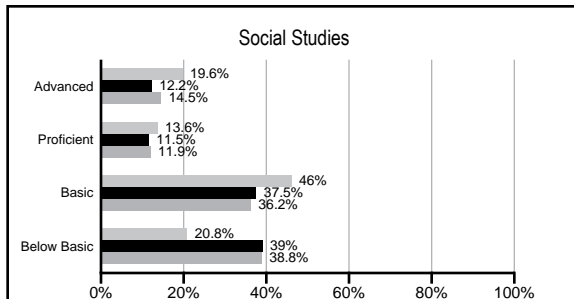
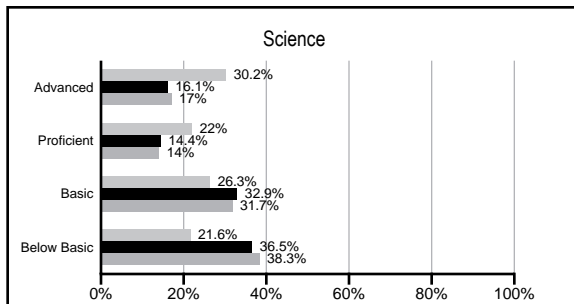
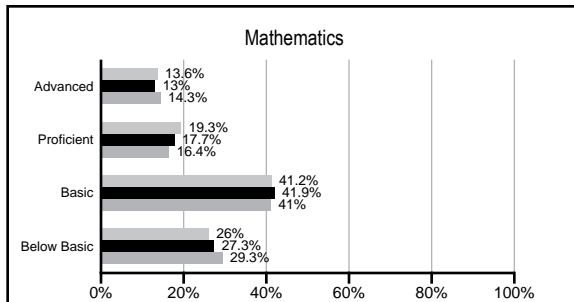
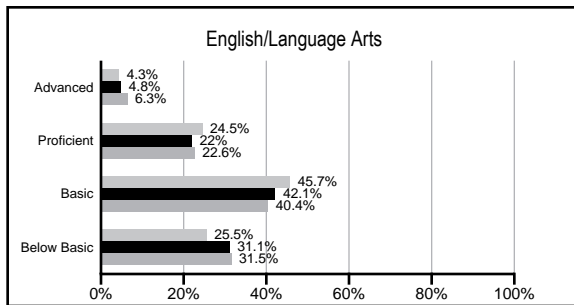
## ABSOLUTE RATINGS OF MIDDLE SCHOOLS WITH STUDENTS LIKE OURS\*

EXCELLENT	GOOD	AVERAGE	BELOW AVERAGE	AT-RISK
0	0	15	34	5

\* Ratings are calculated with data available by 03/02/2009. Schools with Students like Ours are Middle Schools with poverty indices of no more than 5% above or below the index for this school.


## PACT PERFORMANCE

Our School Middle Schools with Students Like Ours Middle schools statewide



## NAEP PERFORMANCE\*

\* Performance reported for SC and nation, data not available at school level. Percentages at NAEP Achievement Levels.



## END OF COURSE TESTS - 2008

% of students scoring 70 or above on:	Our Middle School	Middle Schools with Students Like Ours
Algebra 1/Math for the Technologies 2	94.7%	96.9%
English 1	94.7%	96.1%
Physical Science	0%	57.7%
All Subjects	94.7%	96.0%

## SC PERFORMANCE GOAL

2010 Goal:  
*By 2010, SC's student achievement will be ranked in the top half of the states nationally. To achieve this goal, we must become one of the fastest improving systems in the country.*

2020 Goal: TBD

### Abbreviations Key

N/A Not Applicable N/AV Not Available N/C Not Collected N/R Not Reported I/S Insufficient Sample TBD To be determined  
 NI Newly Identified CSI Continuing School Improvement CA Corrective Action RP Plan to Restructure R Restructure DELAY School Improvement Status HOLD School Improvement Status

# Hillcrest Middle [Sumter 2]

## SCHOOL PROFILE

	Our School	Change from Last Year	Middle Schools with Students Like Ours	Median Middle School
<b>Students (n=437)</b>				
Students enrolled in high school credit courses (grades 7 & 8)	51.6%	Up from 36.7%	23.5%	19.4%
Retention rate	0.4%	Down from 1.5%	1.5%	1.8%
Attendance rate	96.7%	Up from 96.0%	95.9%	95.8%
Eligible for gifted and talented	23.3%	Up from 20.9%	17.7%	15.3%
With disabilities other than speech	14.2%	Up from 10.7%	14.4%	12.9%
Out-of-school suspensions or expulsions for violent &/or criminal offenses	0.0%	Down from 0.5%	0.4%	0.7%
Annual dropout rate	0.0%	No Change	0.0%	0.0%
<b>Teachers (n=24)</b>				
Teachers with advanced degrees	66.7%	Down from 71.4%	53.8%	55.0%
Continuing contract teachers	75.0%	No Change	73.9%	70.6%
Teachers with emergency or provisional certificates	13.6%	Up from 11.5%	5.4%	5.4%
Teachers returning from previous year	83.4%	Down from 84.2%	84.7%	83.4%
Teacher attendance rate	96.1%	Up from 95.9%	94.9%	94.9%
Average teacher salary	\$42,307	Up 0%	\$44,211	\$44,706
Classes not taught by highly qualified teachers	11.2%	Up from 9.4%	2.1%	2.9%
<b>School</b>				
Principal's years at school	4.0	Up from 3.0	3.0	3.0
Student-teacher ratio in core subjects	23.1 to 1	Up from 19.2 to 1	20.6 to 1	20.1 to 1
Prime instructional time	91.9%	Up from 91.0%	89.3%	89.3%
Opportunities in the arts	Poor	Down from Good	Good	Good
SACS accreditation	Yes	No Change	Yes	Yes
Character development program	Good	Down from Excellent	Good	Good
Dollars spent per pupil*	\$7,552	Up 25.7%	\$7,129	\$7,097
Percent of expenditures for instruction*	59.4%	Up from 58.6%	63.7%	64.4%
Percent of expenditures for teacher salaries*	56.4%	Down from 56.6%	59.4%	59.4%
% of AYP objectives met	78.9%		70.6%	69.0%

\* Prior year audited financial data available.

## EVALUATION RESULTS

	Teachers	Students*	Parents*
Number of surveys returned	17	137	75
Percent satisfied with learning environment	52.9%	64.0%	73.3%
Percent satisfied with social and physical environment	52.9%	69.1%	66.2%
Percent satisfied with school-home relations	47.1%	78.8%	73.6%

\*Only students at the highest middle school grade level at this school and their parents were included.

## REPORT OF PRINCIPAL AND SCHOOL IMPROVEMENT COUNCIL

This has been an exceptional year at Hillcrest Middle School, a school with a safe, structured, and nurturing environment that encourages excellence. Hillcrest offers a challenging, relevant, standards-driven curriculum supported by a highly effective faculty and staff. Our mission statement drives all that we do: "Believing, achieving, and succeeding through academics, citizenship, and service." Our focus is to teach the whole student.

Student achievement was addressed through designing and implementing four courses focusing on improving reading, math, science and social studies skills. EdVantage Reading and EdVantage Math offered students opportunities to improve their skills through a plethora of novels for reading and hands-on math activities, allowing student application of concepts to real world problems. EdVantage Science offered students opportunities to research areas of interest and apply all areas of the curriculum to their learning. Activities included working with robotics through the Lego League and conducting a variety of scientific investigations. EdVantage Social Studies allowed involvement in government as well as an introduction to economics. The Youth Leadership Initiative provided an introduction to current political processes. The Office of Economic Education introduced economics and the study of how money works with students participating in the Stock Market Game and winning at the state level.

Maintaining and increasing teacher quality was addressed by providing professional development and training based on research-supported standards. Courses offered included Assessment in the Classroom, book studies, workshop participation, and summer institutes to keep abreast of the current trends. School climate was improved through continuing our student service learning projects, with students actively participating within the school and community. Involvement included Math-A-Thon, recycling, Relay for Life, Pennies for Patients, canned food drives and helping with a local senior citizen center.

Honors for our school community include four SC Junior Scholars, National Geography Bee award, and Lt. Governor's Writing Award. Our school was honored to receive the Dollar General Grant, supporting our library with additional novels, and two EIA grants supplementing our math and reading programs. We were also awarded the Teacher Technology Grant from Hewlett Packard, and Hillcrest was named a Solar Energy School, one of six in the state, by Santee-Cooper and Black River Electric Cooperative. Both programs will be implemented during the 2008-09 school year.

We are very proud of all the accomplishments of our students. Our belief is that education is a team effort with teachers, parents, and students working together to make our school a great place to learn and grow.

Robert Barth, Principal  
Charles Geddings, School Improvement Council Chairman

Comprehensive detail, including definitions of rating, performance criteria, and explanations of status, is available on [www.ed.sc.gov](http://www.ed.sc.gov) and [www.eoc.sc.gov](http://www.eoc.sc.gov) as well as school and school district websites.

Printed versions are available from school districts upon request.

### Abbreviations Key

N/A Not Applicable N/AV Not Available N/C Not Collected N/R Not Reported I/S Insufficient Sample TBD To be determined  
NI Newly Identified CSI Continuing School Improvement CA Corrective Action RP Plan to Restructure R Restructure DELAY School Improvement Status HOLD School Improvement Status