



SC Annual School Report Card Summary

**Ebenezer Middle
Sumter 2**
Grades: 6-8 **Enrollment: 404**
Principal: Marlene De Wit
Superintendent: Dr. J. Frank Baker
Board Chair: Mr. Larry Addison

PERFORMANCE

Comprehensive detail, including definitions of ratings, performance criteria, and explanations of status, is available on www.ed.sc.gov and www.eoc.sc.gov as well as school and school district websites. Printed versions are available from school districts upon request.

YEAR	ABSOLUTE RATING	GROWTH RATING	PALMETTO GOLD/SILVER AWARD	AYP STATUS	NCLB IMPROVEMENT STATUS
2008	Below Average	Average	TBD	Not Met	N/A
2007	Below Average	At-Risk	N/A	Not Met	N/A
2006	Below Average	Below Average	N/A	Not Met	N/A

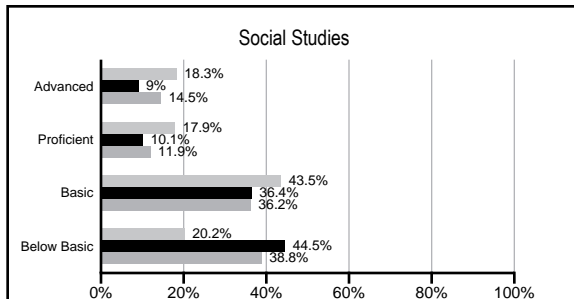
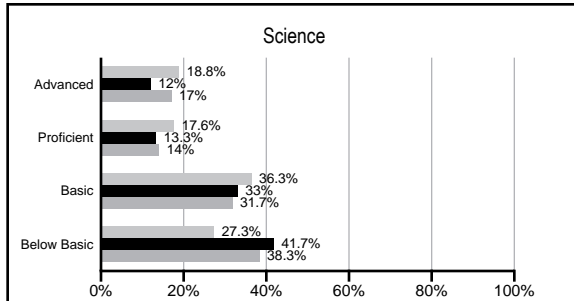
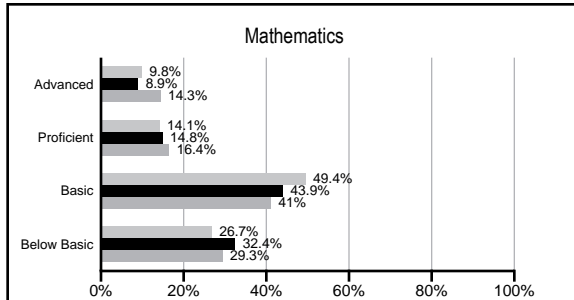
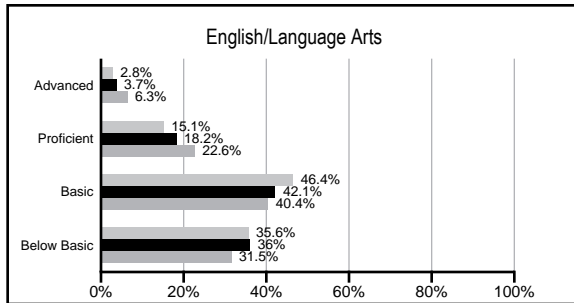
ABSOLUTE RATINGS OF MIDDLE SCHOOLS WITH STUDENTS LIKE OURS*

EXCELLENT	GOOD	AVERAGE	BELOW AVERAGE	AT-RISK
0	0	1	21	16

* Ratings are calculated with data available by 03/02/2009. Schools with Students like Ours are Middle Schools with poverty indices of no more than 5% above or below the index for this school.



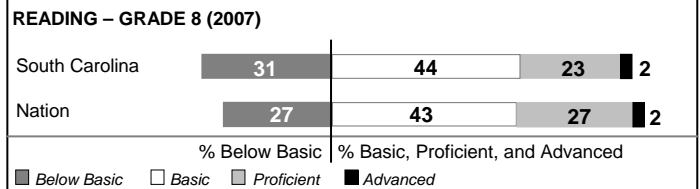
PACT PERFORMANCE

Our School Middle Schools with Students Like Ours Middle schools statewide



NAEP PERFORMANCE*

* Performance reported for SC and nation, data not available at school level. Percentages at NAEP Achievement Levels.



END OF COURSE TESTS - 2008

% of students scoring 70 or above on:	Our Middle School	Middle Schools with Students Like Ours
Algebra 1/Math for the Technologies 2	94.4%	94.1%
English 1	94.7%	94.1%
Physical Science	0%	0%
All Subjects	94.6%	92.2%

SC PERFORMANCE GOAL

2010 Goal:
By 2010, SC's student achievement will be ranked in the top half of the states nationally. To achieve this goal, we must become one of the fastest improving systems in the country.

2020 Goal: TBD

Abbreviations Key

N/A Not Applicable N/AV Not Available N/C Not Collected N/R Not Reported I/S Insufficient Sample TBD To be determined
 NI Newly Identified CSI Continuing School Improvement CA Corrective Action RP Plan to Restructure R Restructure DELAY School Improvement Status HOLD School Improvement Status

Ebenezer Middle [Sumter 2]

SCHOOL PROFILE

	Our School	Change from Last Year	Middle Schools with Students Like Ours	Median Middle School
Students (n=404)				
Students enrolled in high school credit courses (grades 7 & 8)	6.9%	Down from 46.6%	15.1%	19.4%
Retention rate	2.7%	Down from 3.4%	2.8%	1.8%
Attendance rate	95.6%	Up from 95.3%	95.5%	95.8%
Eligible for gifted and talented	13.5%	Up from 13.3%	12.2%	15.3%
With disabilities other than speech	13.3%	Up from 11.3%	14.1%	12.9%
Out-of-school suspensions or expulsions for violent &/or criminal offenses	0.5%	Up from 0.4%	1.4%	0.7%
Annual dropout rate	0.0%	No Change	0.0%	0.0%
Teachers (n=28)				
Teachers with advanced degrees	53.6%	Up from 45.2%	51.5%	55.0%
Continuing contract teachers	35.7%	Down from 48.4%	66.7%	70.6%
Teachers with emergency or provisional certificates	19.0%	Down from 28.0%	8.2%	5.4%
Teachers returning from previous year	72.9%	Down from 77.9%	79.7%	83.4%
Teacher attendance rate	95.8%	Up from 94.1%	95.2%	94.9%
Average teacher salary	\$40,600	Up 1.6%	\$44,485	\$44,706
Classes not taught by highly qualified teachers	7.1%	Down from 12.0%	3.8%	2.9%
School				
Principal's years at school	6.0	Up from 5.0	2.0	3.0
Student-teacher ratio in core subjects	19.7 to 1	Down from 20.0 to 1	20.6 to 1	20.1 to 1
Prime instructional time	90.1%	Up from 88.2%	89.0%	89.3%
Opportunities in the arts	Good	No Change	Good	Good
SACS accreditation	Yes	No Change	Yes	Yes
Character development program	Good	No Change	Good	Good
Dollars spent per pupil*	\$6,076	Down 2.7%	\$7,027	\$7,097
Percent of expenditures for instruction*	59.4%	Up from 59.2%	63.5%	64.4%
Percent of expenditures for teacher salaries*	54.4%	Down from 55.9%	58.8%	59.4%
% of AYP objectives met	81.0%		61.9%	69.0%

* Prior year audited financial data available.

EVALUATION RESULTS

	Teachers	Students*	Parents*
Number of surveys returned	30	96	48
Percent satisfied with learning environment	80.0%	74.0%	87.5%
Percent satisfied with social and physical environment	93.3%	82.1%	68.8%
Percent satisfied with school-home relations	35.7%	75.8%	76.6%

*Only students at the highest middle school grade level at this school and their parents were included.

REPORT OF PRINCIPAL AND SCHOOL IMPROVEMENT COUNCIL

At Ebenezer Middle School, the faculty and staff are committed to providing a quality education for all students in a safe and orderly environment. Students, parents, faculty, and staff support each other in our endeavor to achieve this goal.

We are meeting the challenges of improving student achievement with increased rigor in daily lessons. Technology has played an important role with new programs incorporated this year and the addition of a new technology classroom. Fifty students enrolled in the After School Program to receive additional instruction in math and language arts. Support for our reading goals includes the Principal's Reading Challenge, S.C. Junior Book Awards Program, Teen Read Week, and our Library Cadet Program. We also benefited from a grant from the National Rural Education Association for conservation of energy projects as well as a grant from the JASON Project involving the wetlands.

One hundred percent of our eighth grade English I and Algebra I students passed the end-of-course exams. Ebenezer had six SC Junior Scholars. Thirty-eight students were inducted into the National Junior Honor Society. The Sumter Optimist Club recognized one of Ebenezer's students as Middle School Youth of the Year. Thirteen students were honored by the Sumter Chamber of Commerce at a breakfast which recognized their good character and outstanding citizenship. A recognition night was held at USC Sumter by the Sumter Prevention Team where two of our students were honored.

Our goals for the 2008-2009 school year include a strong focus on literacy in all content areas. We will implement single-gender classes in the sixth and seventh grades. These classes will address the different needs, learning styles, and interests of our students to help them succeed. We will continue professional development in the areas of instruction and assessment and continue expansion of programs to improve parent and community involvement.

Marlene De Wit, Principal
Sarah Nelson, School Improvement Council Chairperson

Comprehensive detail, including definitions of rating, performance criteria, and explanations of status, is available on www.ed.sc.gov and www.eoc.sc.gov as well as school and school district websites.

Printed versions are available from school districts upon request.

Abbreviations Key

N/A Not Applicable N/AV Not Available N/C Not Collected N/R Not Reported I/S Insufficient Sample TBD To be determined
NI Newly Identified CSI Continuing School Improvement CA Corrective Action RP Plan to Restructure R Restructure DELAY School Improvement Status HOLD School Improvement Status