



# SC Annual School Report Card Summary

**J G McCracken Junior High**  
**Spartanburg 7**  
**Grades: 7-9**      **Enrollment: 736**  
**Principal: John Craig**  
**Superintendent: Dr. Thomas D. White, Jr.**  
**Board Chair: Conrad C. Hurst, III**

## PERFORMANCE

Comprehensive detail, including definitions of ratings, performance criteria, and explanations of status, is available on [www.ed.sc.gov](http://www.ed.sc.gov) and [www.eoc.sc.gov](http://www.eoc.sc.gov) as well as school and school district websites. Printed versions are available from school districts upon request.

YEAR	ABSOLUTE RATING	GROWTH RATING	PALMETTO GOLD/SILVER AWARD	AYP STATUS	NCLB IMPROVEMENT STATUS
2008	Average	At-Risk	TBD	Not Met	N/A
2007	Average	At-Risk	N/A	Not Met	N/A
2006	Average	At-Risk	N/A	Not Met	N/A

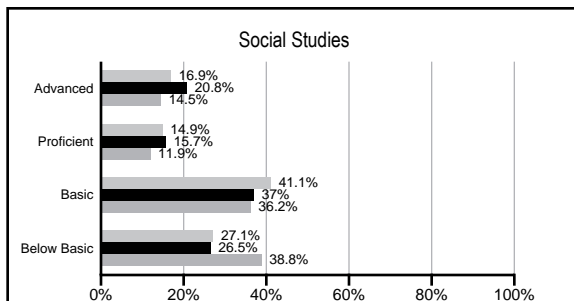
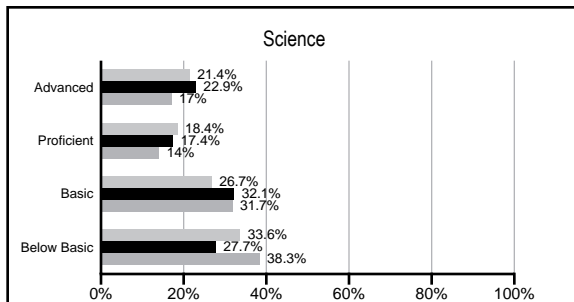
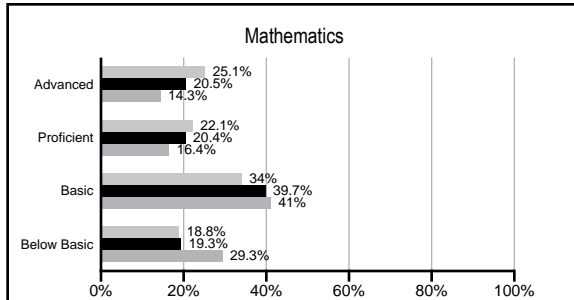
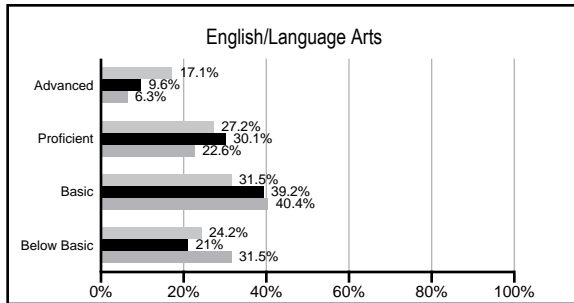
## ABSOLUTE RATINGS OF MIDDLE SCHOOLS WITH STUDENTS LIKE OURS\*

EXCELLENT	GOOD	AVERAGE	BELOW AVERAGE	AT-RISK
0	5	33	6	1

\* Ratings are calculated with data available by 03/02/2009. Schools with Students like Ours are Middle Schools with poverty indices of no more than 5% above or below the index for this school.

## PACT PERFORMANCE


Our School      Middle Schools with Students Like Ours      Middle schools statewide



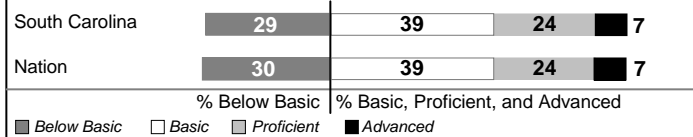
## NAEP PERFORMANCE\*

\* Performance reported for SC and nation, data not available at school level. Percentages at NAEP Achievement Levels.


### READING – GRADE 8 (2007)



### MATH – GRADE 8 (2007)



### SCIENCE – GRADE 8 (2005)



## END OF COURSE TESTS - 2008

% of students scoring 70 or above on:	Our Middle School	Middle Schools with Students Like Ours
Algebra 1/Math for the Technologies 2	93.9%	98.4%
English 1	79.8%	94.5%
Physical Science	67.7%	28.0%
All Subjects	80.0%	97.8%

## SC PERFORMANCE GOAL

2010 Goal:

*By 2010, SC's student achievement will be ranked in the top half of the states nationally. To achieve this goal, we must become one of the fastest improving systems in the country.*

2020 Goal: TBD

### Abbreviations Key

N/A Not Applicable N/AV Not Available N/C Not Collected N/R Not Reported I/S Insufficient Sample TBD To be determined  
 NI Newly Identified CSI Continuing School Improvement CA Corrective Action RP Plan to Restructure R Restructure DELAY School Improvement Status HOLD School Improvement Status

# J G McCracken Junior High [Spartanburg 7]

## SCHOOL PROFILE

	Our School	Change from Last Year	Middle Schools with Students Like Ours	Median Middle School
<b>Students (n=736)</b>				
Students enrolled in high school credit courses (grades 7 & 8)	58.9%	Up from 54.9%	27.5%	19.4%
Retention rate	3.9%	Down from 4.9%	1.6%	1.8%
Attendance rate	95.9%	Up from 94.0%	96.1%	95.8%
Eligible for gifted and talented	42.9%	Up from 42.6%	25.3%	15.3%
With disabilities other than speech	8.0%	Up from 6.1%	11.3%	12.9%
Out-of-school suspensions or expulsions for violent &/or criminal offenses	5.3%	Up from 3.9%	0.9%	0.7%
Annual dropout rate	0.2%	No Change	0.0%	0.0%
<b>Teachers (n=58)</b>				
Teachers with advanced degrees	53.4%	Up from 50.9%	58.3%	55.0%
Continuing contract teachers	82.8%	Down from 84.2%	75.3%	70.6%
Teachers with emergency or provisional certificates	3.7%	Down from 3.9%	3.7%	5.4%
Teachers returning from previous year	90.6%	Up from 89.4%	85.0%	83.4%
Teacher attendance rate	94.1%	Up from 94.0%	95.2%	94.9%
Average teacher salary	\$49,070	Up 2.5%	\$46,111	\$44,706
Classes not taught by highly qualified teachers	0.4%	Down from 1.7%	0.0%	2.9%
<b>School</b>				
Principal's years at school	3.0	Up from 2.0	4.0	3.0
Student-teacher ratio in core subjects	12.6 to 1	Down from 18.1 to 1	21.6 to 1	20.1 to 1
Prime instructional time	88.1%	Up from 86.8%	89.9%	89.3%
Opportunities in the arts	Excellent	No Change	Good	Good
SACS accreditation	Yes	No Change	Yes	Yes
Character development program	Average	Up from Below Average	Good	Good
Dollars spent per pupil*	\$7,745	Down 7.9%	\$6,526	\$7,097
Percent of expenditures for instruction*	69.9%	Up from 62.4%	66.5%	64.4%
Percent of expenditures for teacher salaries*	68.1%	Up from 58.6%	62.5%	59.4%
% of AYP objectives met	71.4%		76.2%	69.0%

\* Prior year audited financial data available.

## EVALUATION RESULTS

	Teachers	Students*	Parents*
Number of surveys returned	65	215	96
Percent satisfied with learning environment	95.4%	72.9%	81.7%
Percent satisfied with social and physical environment	100.0%	82.2%	85.1%
Percent satisfied with school-home relations	96.9%	86.9%	83.2%

\*Only students at the highest middle school grade level at this school and their parents were included.

## REPORT OF PRINCIPAL AND SCHOOL IMPROVEMENT COUNCIL

As the standard of achievement for South Carolina schools was significantly raised by the state this past year, the McCracken Junior High School community responded accordingly. The partnership between students, staff, parents, and community proved to be the driving force that allowed MJHS to shine yet again.

Continued improvement in all levels of student learning was supported through innovation, sound instructional strategies, and a pinpointed focus on individual student needs throughout the year. Amplified communication between parents, teachers, and staff armed the learning community with increased real-time information that allowed our individual students to reach their full potential. Curricular and testing collaboration proved to be successful in preparation for raised academic expectations and high-stakes testing. MJHS had 46 students identified as Junior Scholars this past year, and, individually, one student achieved the overall highest scores for the entire county.

District, state, and national recognitions continued for McCracken. Academic honors resulted by participation in national exams that included tests administered in French, Latin, and Spanish. Participation in competitions and events included the Academic Team, Battle of the Brains, Youth in Government, and many others. The math program garnered accolades when our Math Counts team dominated and won the regional competition. Students in the arts experienced great achievements as showcased in the Ruffled Feathers creative writing publication and dramatic performances in the community. McCracken's band, orchestra, and chorus repeated Superior or Excellent awards and performed repeatedly throughout the year. Athletic teams performed commendably this year, finishing well in district, regional, and tournament competitions.

A district initiative to support student achievement and school choice for our students requires school communities to identify focused programs of study. Collaboration between stakeholders has identified International Baccalaureate Organization's Middle Schools Years program as the best choice to complement and extend the school's enduring legacy of achievement and excellence. The community of MJHS looks to another wonderful year.

Jeffrey T. Stevens, Principal  
Cynthia Hellyer, SIC Chairperson

Comprehensive detail, including definitions of rating, performance criteria, and explanations of status, is available on [www.ed.sc.gov](http://www.ed.sc.gov) and [www.eoc.sc.gov](http://www.eoc.sc.gov) as well as school and school district websites.

Printed versions are available from school districts upon request.

### Abbreviations Key

N/A Not Applicable N/AV Not Available N/C Not Collected N/R Not Reported I/S Insufficient Sample TBD To be determined  
NI Newly Identified CSI Continuing School Improvement CA Corrective Action RP Plan to Restructure R Restructure DELAY School Improvement Status HOLD School Improvement Status