



SC Annual School Report Card Summary

R P Dawkins Middle

Spartanburg 6

Grades: 6-8

Enrollment: 840

Principal: Ken Kiser

Superintendent: Dr. Darryl Owings

Board Chair: Mr. Michael Crook

PERFORMANCE

Comprehensive detail, including definitions of ratings, performance criteria, and explanations of status, is available on www.ed.sc.gov and www.eoc.sc.gov as well as school and school district websites. Printed versions are available from school districts upon request.

| YEAR | ABSOLUTE RATING | GROWTH RATING | PALMETTO GOLD/SILVER AWARD | AYP STATUS | NCLB IMPROVEMENT STATUS |
|------|-----------------|---------------|----------------------------|------------|-------------------------|
| 2008 | Average | Below Average | TBD | Not Met | N/A |
| 2007 | Average | At-Risk | N/A | Not Met | N/A |
| 2006 | Average | At-Risk | N/A | Not Met | N/A |

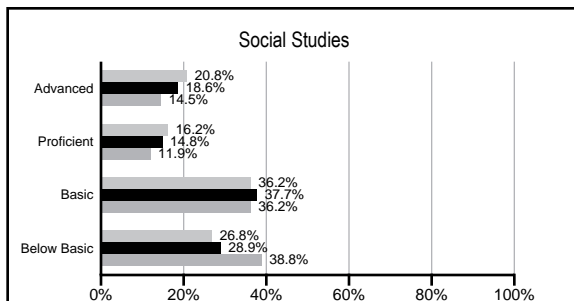
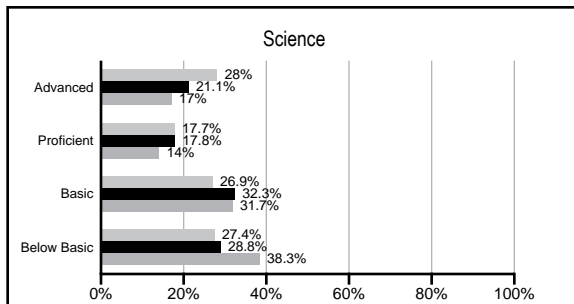
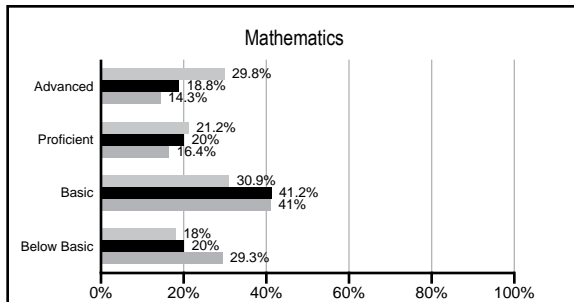
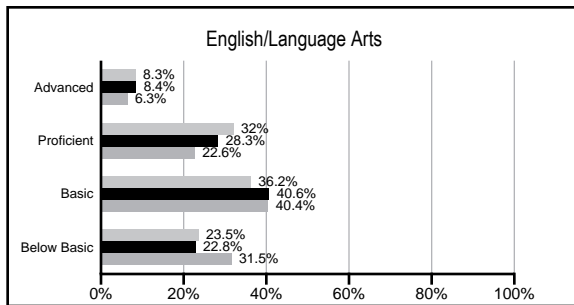
ABSOLUTE RATINGS OF MIDDLE SCHOOLS WITH STUDENTS LIKE OURS*

| EXCELLENT | GOOD | AVERAGE | BELOW AVERAGE | AT-RISK |
|-----------|------|---------|---------------|---------|
| 0 | 2 | 31 | 10 | 1 |

* Ratings are calculated with data available by 03/02/2009. Schools with Students like Ours are Middle Schools with poverty indices of no more than 5% above or below the index for this school.



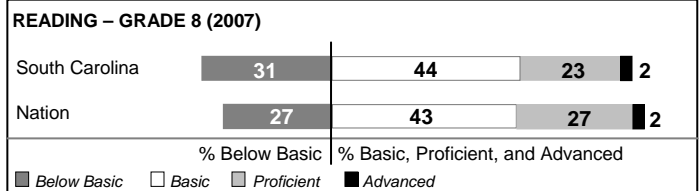
PACT PERFORMANCE

Our School Middle Schools with Students Like Ours Middle schools statewide



NAEP PERFORMANCE*

* Performance reported for SC and nation, data not available at school level. Percentages at NAEP Achievement Levels.



END OF COURSE TESTS - 2008

| % of students scoring 70 or above on: | Our Middle School | Middle Schools with Students Like Ours |
|---------------------------------------|-------------------|--|
| Algebra 1/Math for the Technologies 2 | 100.0% | 98.4% |
| English 1 | 0% | 94.0% |
| Physical Science | 0% | 36.0% |
| All Subjects | 100.0% | 97.8% |

SC PERFORMANCE GOAL

2010 Goal:

By 2010, SC's student achievement will be ranked in the top half of the states nationally. To achieve this goal, we must become one of the fastest improving systems in the country.

2020 Goal: TBD

Abbreviations Key

N/A Not Applicable N/AV Not Available N/C Not Collected N/R Not Reported I/S Insufficient Sample TBD To be determined
 NI Newly Identified CSI Continuing School Improvement CA Corrective Action RP Plan to Restructure R Restructure DELAY School Improvement Status HOLD School Improvement Status

R P Dawkins Middle [Spartanburg 6]

SCHOOL PROFILE

| | Our School | Change from Last Year | Middle Schools with Students Like Ours | Median Middle School |
|--|------------|-----------------------|--|----------------------|
| Students (n=840) | | | | |
| Students enrolled in high school credit courses (grades 7 & 8) | 16.3% | Down from 23.0% | 25.1% | 19.4% |
| Retention rate | 0.4% | Down from 0.6% | 1.9% | 1.8% |
| Attendance rate | 97.1% | Up from 96.9% | 96.1% | 95.8% |
| Eligible for gifted and talented | 37.5% | Down from 37.6% | 21.8% | 15.3% |
| With disabilities other than speech | 8.2% | Up from 7.5% | 11.4% | 12.9% |
| Out-of-school suspensions or expulsions for violent &/or criminal offenses | 0.0% | No Change | 0.9% | 0.7% |
| Annual dropout rate | 0.0% | No Change | 0.0% | 0.0% |
| Teachers (n=54) | | | | |
| Teachers with advanced degrees | 74.1% | Up from 67.3% | 58.0% | 55.0% |
| Continuing contract teachers | 74.1% | Down from 83.6% | 75.0% | 70.6% |
| Teachers with emergency or provisional certificates | 0.0% | No Change | 3.5% | 5.4% |
| Teachers returning from previous year | 85.6% | Down from 89.4% | 85.9% | 83.4% |
| Teacher attendance rate | 95.6% | Up from 93.8% | 95.0% | 94.9% |
| Average teacher salary | \$47,933 | Up 5.4% | \$46,089 | \$44,706 |
| Classes not taught by highly qualified teachers | 4.3% | Down from 12.7% | 2.2% | 2.9% |
| School | | | | |
| Principal's years at school | 3.0 | Up from 2.0 | 3.0 | 3.0 |
| Student-teacher ratio in core subjects | 23.0 to 1 | Up from 22.7 to 1 | 22.0 to 1 | 20.1 to 1 |
| Prime instructional time | 92.1% | Up from 90.7% | 89.8% | 89.3% |
| Opportunities in the arts | Excellent | No Change | Good | Good |
| SACS accreditation | Yes | No Change | Yes | Yes |
| Character development program | Excellent | No Change | Good | Good |
| Dollars spent per pupil* | \$5,842 | Down 3.4% | \$6,572 | \$7,097 |
| Percent of expenditures for instruction* | 69.4% | Down from 72.9% | 66.3% | 64.4% |
| Percent of expenditures for teacher salaries* | 66.5% | Down from 68.0% | 61.4% | 59.4% |
| % of AYP objectives met | 72.4% | | 73.2% | 69.0% |

* Prior year audited financial data available.

EVALUATION RESULTS

| | Teachers | Students* | Parents* |
|--|----------|-----------|----------|
| Number of surveys returned | 43 | 255 | 71 |
| Percent satisfied with learning environment | 97.7% | 79.5% | 85.7% |
| Percent satisfied with social and physical environment | 97.7% | 82.7% | 91.3% |
| Percent satisfied with school-home relations | 97.7% | 89.5% | 91.2% |

*Only students at the highest middle school grade level at this school and their parents were included.

REPORT OF PRINCIPAL AND SCHOOL IMPROVEMENT COUNCIL

The mission of Dawkins Middle School is to provide a safe, challenging, and positive learning environment where all students have the opportunity to be successful and prepare for their future. Our students and faculty have earned numerous awards and recognitions for their accomplishments this school year in academics, fine arts, athletics, and community service.

The teachers at Dawkins Middle school are professional, caring, talented, dedicated, and very involved with our students both in the classroom and with extra curricular activities. Our parents are very supportive and are actively involved in the education of our students. The school district superintendent, administration, and board of trustees are very involved in the education of our students and visit our school often to interact with the students and staff. Students at Dawkins Middle School have the combined support of their teachers, administrators, parents, community partners, district staff, school board, and superintendent. We believe that by working together we can provide the safest, most challenging, and most positive environment possible for our students as we prepare them for their future.

Dawkins Middle School students and staff have been recognized across the region and state for their accomplishments. These accolades include "Closing the Achievement Gap" recognition by the EOC, 42 Junior Scholars, 7 Duke Tip Scholars, Math Counts national competition, undefeated boys basketball/ girls basketball/ and volleyball teams, wrestling conference tournament champions, 2 teachers inducted into Battle of Brains Hall of Fame, fine arts students earning all region honors/ all state honors/ superior ratings, and fine arts students performing at Disney World/ Carowinds/ Kentucky/ Middle School Convention.

We believe that preparing students for their future requires a commitment to excellence in academics, fine arts, and athletics. Our Dawkins Middle School family is dedicated to the preparation of our students for their future in all three areas, and we look forward to the continued success of our students.

Ken Kiser - Principal
Peggy Dawkins - SIC Chairperson

Comprehensive detail, including definitions of rating, performance criteria, and explanations of status, is available on www.ed.sc.gov and www.eoc.sc.gov as well as school and school district websites.

Printed versions are available from school districts upon request.

Abbreviations Key

N/A Not Applicable N/AV Not Available N/C Not Collected N/R Not Reported I/S Insufficient Sample TBD To be determined
NI Newly Identified CSI Continuing School Improvement CA Corrective Action RP Plan to Restructure R Restructure DELAY School Improvement Status HOLD School Improvement Status