



# SC Annual School Report Card Summary

L E Gable Middle  
Spartanburg 6

Grades: 6-8

Enrollment: 770

Principal: Karen N. Bush

Superintendent: Dr. Darryl Owings

Board Chair: Mr. Michael Crook

## PERFORMANCE

Comprehensive detail, including definitions of ratings, performance criteria, and explanations of status, is available on [www.ed.sc.gov](http://www.ed.sc.gov) and [www.eoc.sc.gov](http://www.eoc.sc.gov) as well as school and school district websites. Printed versions are available from school districts upon request.

YEAR	ABSOLUTE RATING	GROWTH RATING	PALMETTO GOLD/SILVER AWARD	AYP STATUS	NCLB IMPROVEMENT STATUS
2008	Average	Average	TBD	Not Met	N/A
2007	Average	At-Risk	N/A	Not Met	N/A
2006	Average	At-Risk	N/A	Not Met	N/A

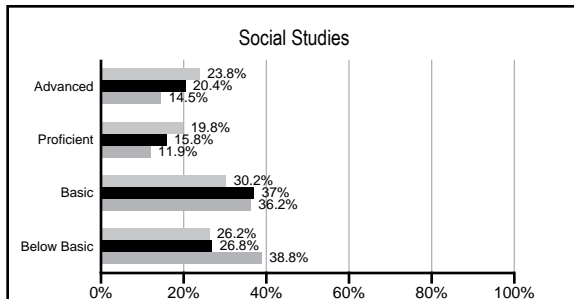
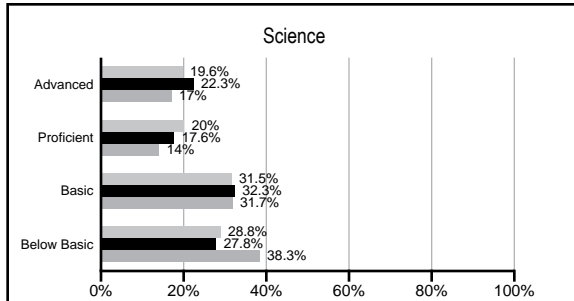
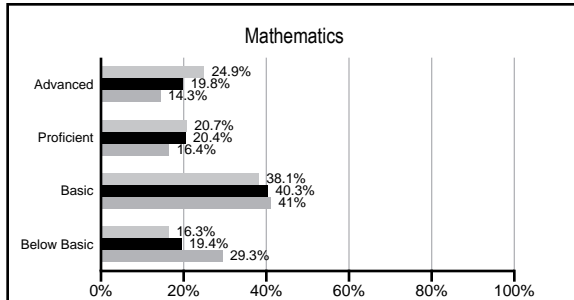
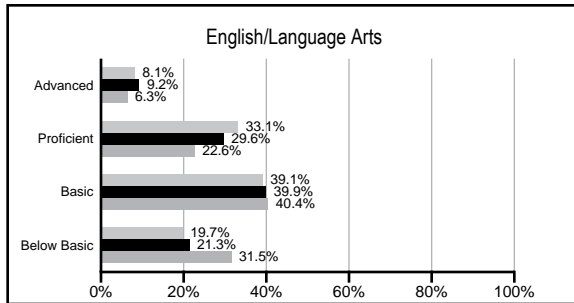
## ABSOLUTE RATINGS OF MIDDLE SCHOOLS WITH STUDENTS LIKE OURS\*

EXCELLENT	GOOD	AVERAGE	BELOW AVERAGE	AT-RISK
0	4	36	6	1

\* Ratings are calculated with data available by 03/02/2009. Schools with Students like Ours are Middle Schools with poverty indices of no more than 5% above or below the index for this school.

## PACT PERFORMANCE


Our School Middle Schools with Students Like Ours Middle schools statewide



## NAEP PERFORMANCE\*

\* Performance reported for SC and nation, data not available at school level. Percentages at NAEP Achievement Levels.


### READING - GRADE 8 (2007)



### MATH - GRADE 8 (2007)



### SCIENCE - GRADE 8 (2005)



## END OF COURSE TESTS - 2008

% of students scoring 70 or above on:	Our Middle School	Middle Schools with Students Like Ours
Algebra 1/Math for the Technologies 2	100.0%	98.4%
English 1	0%	94.8%
Physical Science	0%	28.0%
All Subjects	100.0%	97.9%

## SC PERFORMANCE GOAL

2010 Goal:

*By 2010, SC's student achievement will be ranked in the top half of the states nationally. To achieve this goal, we must become one of the fastest improving systems in the country.*

2020 Goal: TBD

### Abbreviations Key

N/A Not Applicable N/AV Not Available N/C Not Collected N/R Not Reported I/S Insufficient Sample TBD To be determined

NI Newly Identified CSI Continuing School Improvement CA Corrective Action RP Plan to Restructure R Restructure DELAY School Improvement Status HOLD School Improvement Status

# L E Gable Middle [Spartanburg 6]

## SCHOOL PROFILE

	Our School	Change from Last Year	Middle Schools with Students Like Ours	Median Middle School
<b>Students (n=770)</b>				
Students enrolled in high school credit courses (grades 7 & 8)	15.1%	Down from 15.9%	27.3%	19.4%
Retention rate	0.9%	Down from 1.2%	1.9%	1.8%
Attendance rate	96.4%	Up from 96.2%	96.0%	95.8%
Eligible for gifted and talented	30.0%	Up from 28.7%	20.8%	15.3%
With disabilities other than speech	11.3%	Up from 10.8%	11.4%	12.9%
Out-of-school suspensions or expulsions for violent &/or criminal offenses	0.1%	Up from 0.0%	0.9%	0.7%
Annual dropout rate	0.0%	No Change	0.0%	0.0%
<b>Teachers (n=55)</b>				
Teachers with advanced degrees	72.7%	Up from 62.3%	56.8%	55.0%
Continuing contract teachers	72.7%	Down from 88.7%	74.4%	70.6%
Teachers with emergency or provisional certificates	0.0%	No Change	4.0%	5.4%
Teachers returning from previous year	81.6%	Down from 84.7%	86.3%	83.4%
Teacher attendance rate	95.7%	Down from 96.1%	95.0%	94.9%
Average teacher salary	\$46,694	Up 2.4%	\$45,112	\$44,706
Classes not taught by highly qualified teachers	0.0%	Down from 8.7%	2.0%	2.9%
<b>School</b>				
Principal's years at school	3.0	Up from 2.0	3.0	3.0
Student-teacher ratio in core subjects	20.8 to 1	Down from 21.3 to 1	22.4 to 1	20.1 to 1
Prime instructional time	91.5%	Down from 92.0%	89.9%	89.3%
Opportunities in the arts	Excellent	No Change	Good	Good
SACS accreditation	Yes	No Change	Yes	Yes
Character development program	Good	No Change	Good	Good
Dollars spent per pupil*	\$6,409	Up 10.2%	\$6,444	\$7,097
Percent of expenditures for instruction*	73.1%	Up from 71.9%	66.2%	64.4%
Percent of expenditures for teacher salaries*	69.0%	Up from 67.4%	60.8%	59.4%
% of AYP objectives met	76.2%		72.4%	69.0%

\* Prior year audited financial data available.

## EVALUATION RESULTS

	Teachers	Students*	Parents*
Number of surveys returned	54	246	189
Percent satisfied with learning environment	98.1%	84.6%	88.8%
Percent satisfied with social and physical environment	100.0%	88.4%	87.8%
Percent satisfied with school-home relations	100.0%	92.1%	87.2%

\*Only students at the highest middle school grade level at this school and their parents were included.

## REPORT OF PRINCIPAL AND SCHOOL IMPROVEMENT COUNCIL

The 2007-2008 school year proved to be another exciting year for Gable Middle School. We had an outstanding school year where we all showed our Gable PRIDE. GMS celebrated many accomplishments during the 2007-2008 school year. These included thirty-six eighth grade students selected as SC Junior Scholars for excellent performance on the PSAT; twenty-four students published in a poetry anthology titled Celebrate! Young Poets Speak Out; our National Junior Beta Club had over 300 members participating in Beta Club activities and service projects; students competed in the Continental Math League for the tenth year in a row; the GMS seventh grade orchestra and the GMS eighth grade orchestra both received superior ratings at the South Carolina Orchestra Concert Festival; GMS chorus students also received a superior rating at the State Choral Festival. Gable band students also excelled as they received an excellent rating at the State Concert Festival.

The faculty, staff, administration, and students also participated in several service projects. GMS student council sponsored a canned food drive where students and teachers contributed 6,387 items to Total Ministries of Spartanburg. GMS students raised \$3253 for St. Jude's Children Research Hospital. Students and teachers raised \$335 for the "Give a Little Love" project to support the Ronald McDonald House. In addition, the Gable Middle School family also raised \$3,211 for Relay for Life. During the 2007-2008 school year, the faculty and administration of L.E. Gable Middle School continued to implement five literacy goals for students. The five literacy goals included reading twenty-five books, writing a research paper, learning reading and writing strategies, participating in enriched language arts classes, and writing frequently in all classes. As a part of the promotion of literacy, each academic and exploratory teacher was responsible for teaching reading through the use of five strategies. These strategies provided our students with skills in the areas of comprehension, listening, summarization, organization, and note-taking. Students also continued to use "Thinking Maps" to organize their thoughts and focus their writing.

Teachers and administrators at GMS continued to focus on data analysis to improve instruction. Through the use of Test View, teachers and administrators were able to analyze MAP scores and PACT data. This data analysis allowed teachers and administrators to make data driven decisions concerning curriculum and instruction. Gable Middle School continued to implement its Compass Odyssey computer lab. The Compass Odyssey Program is an enrichment program that correlates with the South Carolina Curriculum Standards. L.E. Gable Middle School also continued a school-wide sustained reading program in which students read each day for fifteen minutes in a specified class. In addition, GMS continued to implement its character education program. Gable P.R.I.D.E. encourages students, teachers, and the school community to display their Productivity, Respect, Initiative, Determination, and Excellence.

Excitement, enthusiasm, and high expectations are evident each day as our school continues to strive for excellence.

Comprehensive detail, including definitions of rating, performance criteria, and explanations of status, is available on [www.ed.sc.gov](http://www.ed.sc.gov) and [www.eoc.sc.gov](http://www.eoc.sc.gov) as well as school and school district websites.

Printed versions are available from school districts upon request.

### Abbreviations Key

N/A Not Applicable N/AV Not Available N/C Not Collected N/R Not Reported I/S Insufficient Sample TBD To be determined  
 NI Newly Identified CSI Continuing School Improvement CA Corrective Action RP Plan to Restructure R Restructure DELAY School Improvement Status HOLD School Improvement Status