



SC Annual School Report Card Summary

Fairforest Middle
Spartanburg 6
Grades: 6-8 Enrollment: 764
Principal: Dr. Shawn D. Foster
Superintendent: Dr. Darryl Owings
Board Chair: Mr. Michael Crook

PERFORMANCE

Comprehensive detail, including definitions of ratings, performance criteria, and explanations of status, is available on www.ed.sc.gov and www.eoc.sc.gov as well as school and school district websites. Printed versions are available from school districts upon request.

YEAR	ABSOLUTE RATING	GROWTH RATING	PALMETTO GOLD/SILVER AWARD	AYP STATUS	NCLB IMPROVEMENT STATUS
2008	Below Average	Below Average	TBD	Not Met	N/A
2007	Below Average	At-Risk	N/A	Not Met	N/A
2006	Below Average	Below Average	N/A	Not Met	N/A

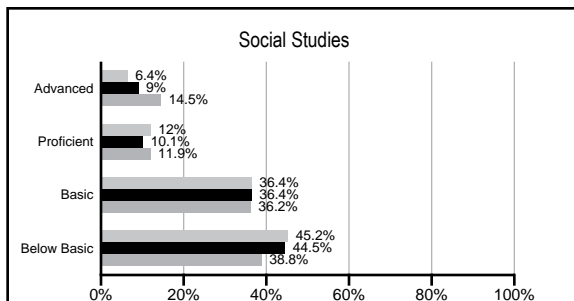
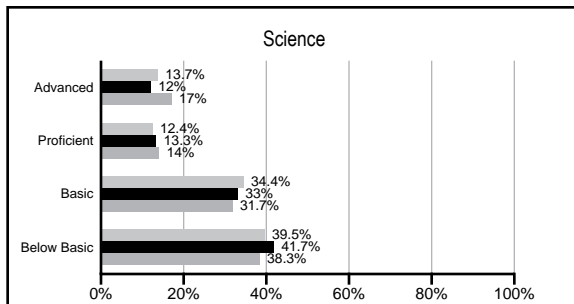
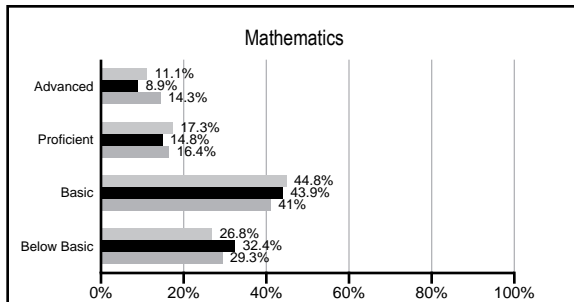
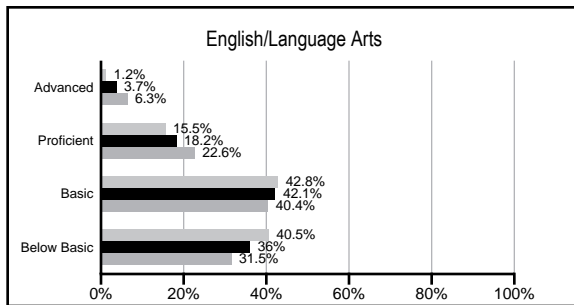
ABSOLUTE RATINGS OF MIDDLE SCHOOLS WITH STUDENTS LIKE OURS*

EXCELLENT	GOOD	AVERAGE	BELOW AVERAGE	AT-RISK
0	0	1	21	16

* Ratings are calculated with data available by 03/02/2009. Schools with Students like Ours are Middle Schools with poverty indices of no more than 5% above or below the index for this school.


PACT PERFORMANCE

Our School Middle Schools with Students Like Ours Middle schools statewide



NAEP PERFORMANCE*

* Performance reported for SC and nation, data not available at school level. Percentages at NAEP Achievement Levels.



END OF COURSE TESTS - 2008

% of students scoring 70 or above on:	Our Middle School	Middle Schools with Students Like Ours
Algebra 1/Math for the Technologies 2	100.0%	94.1%
English 1	0%	94.1%
Physical Science	0%	0%
All Subjects	100.0%	92.2%

SC PERFORMANCE GOAL

2010 Goal:
By 2010, SC's student achievement will be ranked in the top half of the states nationally. To achieve this goal, we must become one of the fastest improving systems in the country.

2020 Goal: TBD

Abbreviations Key

N/A Not Applicable N/AV Not Available N/C Not Collected N/R Not Reported I/S Insufficient Sample TBD To be determined
NI Newly Identified CSI Continuing School Improvement CA Corrective Action RP Plan to Restructure R Restructure DELAY School Improvement Status HOLD School Improvement Status

Fairforest Middle [Spartanburg 6]

SCHOOL PROFILE

	Our School	Change from Last Year	Middle Schools with Students Like Ours	Median Middle School
Students (n=764)				
Students enrolled in high school credit courses (grades 7 & 8)	17.6%	Up from 6.6%	15.2%	19.4%
Retention rate	0.1%	Down from 1.0%	2.6%	1.8%
Attendance rate	95.1%	Up from 94.8%	95.5%	95.8%
Eligible for gifted and talented	12.8%	Down from 13.4%	13.1%	15.3%
With disabilities other than speech	14.2%	Up from 12.2%	14.0%	12.9%
Out-of-school suspensions or expulsions for violent &/or criminal offenses	0.0%	Down from 0.5%	0.9%	0.7%
Annual dropout rate	0.0%	No Change	0.0%	0.0%
Teachers (n=58)				
Teachers with advanced degrees	65.5%	Down from 68.4%	52.2%	55.0%
Continuing contract teachers	82.8%	Down from 84.2%	66.7%	70.6%
Teachers with emergency or provisional certificates	0.0%	Down from 2.1%	7.8%	5.4%
Teachers returning from previous year	86.2%	Up from 83.5%	80.0%	83.4%
Teacher attendance rate	95.8%	Up from 95.3%	95.1%	94.9%
Average teacher salary	\$44,234	Up 3.9%	\$44,406	\$44,706
Classes not taught by highly qualified teachers	5.7%	Down from 10.3%	3.6%	2.9%
School				
Principal's years at school	1.0	Down from 8.0	2.0	3.0
Student-teacher ratio in core subjects	20.7 to 1	Up from 19.8 to 1	20.4 to 1	20.1 to 1
Prime instructional time	90.2%	Up from 89.0%	89.0%	89.3%
Opportunities in the arts	Excellent	No Change	Good	Good
SACS accreditation	Yes	No Change	Yes	Yes
Character development program	Excellent	No Change	Good	Good
Dollars spent per pupil*	\$6,840	Up 21.7%	\$7,133	\$7,097
Percent of expenditures for instruction*	68.8%	Down from 70.0%	63.4%	64.4%
Percent of expenditures for teacher salaries*	64.0%	Down from 65.5%	58.8%	59.4%
% of AYP objectives met	58.1%		61.9%	69.0%

* Prior year audited financial data available.

EVALUATION RESULTS

	Teachers	Students*	Parents*
Number of surveys returned	30	202	57
Percent satisfied with learning environment	93.3%	71.6%	82.5%
Percent satisfied with social and physical environment	90.0%	77.2%	73.7%
Percent satisfied with school-home relations	51.7%	83.8%	75.0%

*Only students at the highest middle school grade level at this school and their parents were included.

REPORT OF PRINCIPAL AND SCHOOL IMPROVEMENT COUNCIL

The 2007-2008 school year was an exciting one at Fairforest Middle School. The students, parents, teachers, and administrators worked harmoniously to answer the "Call to Commitment" challenge. Each student was encouraged to work toward his highest academic ability, to develop a positive self-concept, and to grow in self-discipline and social consciousness. Beyond providing academic, social, and cognitive skills, the teachers sought to help students develop an appreciation of the ongoing quality of every learning experience. Through implementation of this philosophy, we hope to challenge our students to reach their maximum potential so that they will become productive, creative, and responsible members of society in an ever-changing world.

Our students' achievements in all areas were a focal point for Fairforest Middle School's stakeholders. Fifty-five students won local, state, or national art awards on the middle school, high school, and college levels. Sixteen students were selected to the State Honor Choir. The Battle of the Brains team placed in the final eight for the fourth consecutive year. The steel drums and orchestra were selected to perform at the South Carolina Middle School Conference in Myrtle Beach. The Muse Machine was voted "Muse Machine of the Year" for the second year in a row. One hundred percent of the students enrolled in Algebra I passed the state End of Course (EOC) test. Ten students were named Junior Scholars. One student was selected to attend the Scholars Academy. The wrestling team won first place and the eighth grade football team won second place in the Peachtree Conference. We are extremely proud of these and the many other student accomplishments.

Many teachers were productive and excelled at Fairforest Middle School. Teachers worked extremely hard planning at developing the Higher Achievement Test (HAT), a school wide benchmark used to assist teachers with data driven instruction. Teachers attended more than 100 professional development conferences and seminars. Four teachers received their National Board Certification, and one teacher was selected to attend the STAR program in Charleston, SC. These great accomplishments, along with many more, helped establish a culture of excellence throughout the school.

We are extremely appreciative of the support we have received from the parents and community of Fairforest. Through our continued partnership and commitment to our students, we are sure to continue on the path of success.

Dr. Shawn D. Foster, Principal
Michael Bergen, SIC Chairperson

Comprehensive detail, including definitions of rating, performance criteria, and explanations of status, is available on www.ed.sc.gov and www.eoc.sc.gov as well as school and school district websites.

Printed versions are available from school districts upon request.

Abbreviations Key

N/A Not Applicable N/AV Not Available N/C Not Collected N/R Not Reported I/S Insufficient Sample TBD To be determined
NI Newly Identified CSI Continuing School Improvement CA Corrective Action RP Plan to Restructure R Restructure DELAY School Improvement Status HOLD School Improvement Status