



SC Annual School Report Card Summary

Middle School of Pacolet
Spartanburg 3

Grades: 6-8

Enrollment: 214

Principal: Cynthia D. James

Superintendent: Dr. James O. Ray

Board Chair: Mr. Eddie Dearybury

PERFORMANCE

Comprehensive detail, including definitions of ratings, performance criteria, and explanations of status, is available on www.ed.sc.gov and www.eoc.sc.gov as well as school and school district websites. Printed versions are available from school districts upon request.

YEAR	ABSOLUTE RATING	GROWTH RATING	PALMETTO GOLD/SILVER AWARD	AYP STATUS	NCLB IMPROVEMENT STATUS
2008	Average	At-Risk	TBD	Not Met	N/A
2007	Average	At-Risk	N/A	Not Met	N/A
2006	Average	At-Risk	N/A	Met	N/A

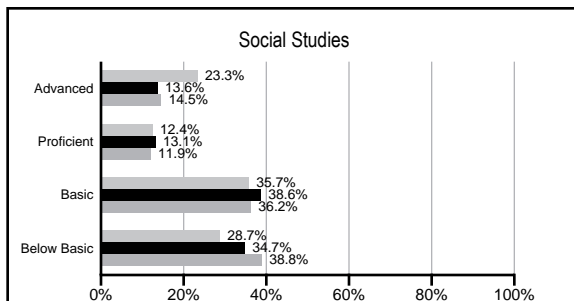
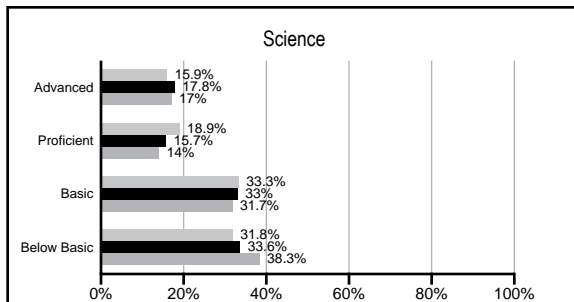
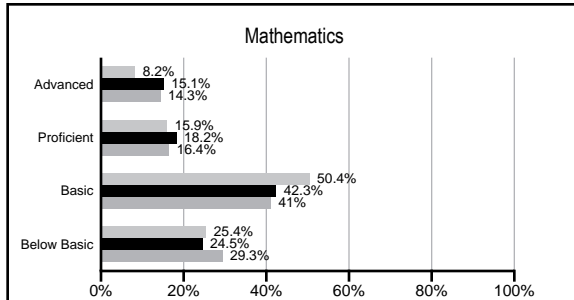
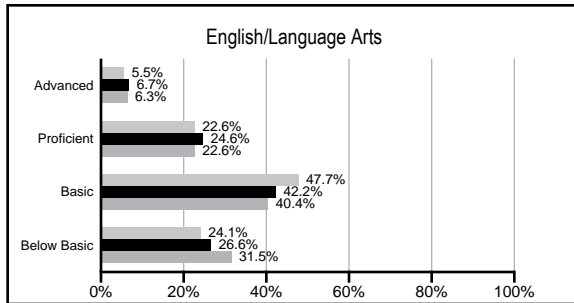
ABSOLUTE RATINGS OF MIDDLE SCHOOLS WITH STUDENTS LIKE OURS*

EXCELLENT	GOOD	AVERAGE	BELOW AVERAGE	AT-RISK
0	0	17	22	2

* Ratings are calculated with data available by 03/02/2009. Schools with Students like Ours are Middle Schools with poverty indices of no more than 5% above or below the index for this school.

PACT PERFORMANCE


Our School Middle Schools with Students Like Ours Middle schools statewide



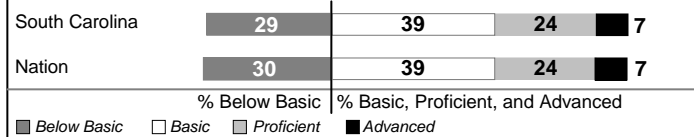
NAEP PERFORMANCE*

* Performance reported for SC and nation, data not available at school level. Percentages at NAEP Achievement Levels.


READING - GRADE 8 (2007)



MATH - GRADE 8 (2007)



SCIENCE - GRADE 8 (2005)



END OF COURSE TESTS - 2008

% of students scoring 70 or above on:	Our Middle School	Middle Schools with Students Like Ours
Algebra 1/Math for the Technologies 2	100.0%	97.6%
English 1	0%	96.6%
Physical Science	0%	59.2%
All Subjects	100.0%	96.9%

SC PERFORMANCE GOAL

2010 Goal:

By 2010, SC's student achievement will be ranked in the top half of the states nationally. To achieve this goal, we must become one of the fastest improving systems in the country.

2020 Goal: TBD

Abbreviations Key

N/A Not Applicable N/AV Not Available N/C Not Collected N/R Not Reported I/S Insufficient Sample TBD To be determined

NI Newly Identified CSI Continuing School Improvement CA Corrective Action RP Plan to Restructure R Restructure DELAY School Improvement Status HOLD School Improvement Status

Middle School of Pacolet [Spartanburg 3]

SCHOOL PROFILE

	Our School	Change from Last Year	Middle Schools with Students Like Ours	Median Middle School
Students (n=214)				
Students enrolled in high school credit courses (grades 7 & 8)	22.9%	Up from 13.7%	22.7%	19.4%
Retention rate	0.5%	No Change	1.5%	1.8%
Attendance rate	96.1%	Up from 96.0%	95.9%	95.8%
Eligible for gifted and talented	21.6%	Up from 21.2%	19.2%	15.3%
With disabilities other than speech	15.9%	Up from 13.1%	13.6%	12.9%
Out-of-school suspensions or expulsions for violent &/or criminal offenses	0.0%	No Change	0.7%	0.7%
Annual dropout rate	0.0%	No Change	0.0%	0.0%
Teachers (n=15)				
Teachers with advanced degrees	60.0%	Up from 33.3%	58.0%	55.0%
Continuing contract teachers	53.3%	Down from 66.7%	75.9%	70.6%
Teachers with emergency or provisional certificates	9.1%	Up from 8.3%	4.3%	5.4%
Teachers returning from previous year	76.2%	Down from 78.6%	86.7%	83.4%
Teacher attendance rate	96.5%	Down from 97.0%	95.2%	94.9%
Average teacher salary	\$41,880	Up 4.0%	\$45,121	\$44,706
Classes not taught by highly qualified teachers	0.0%	No Change	1.2%	2.9%
School				
Principal's years at school	3.0	Up from 2.0	3.0	3.0
Student-teacher ratio in core subjects	19.7 to 1	Up from 17.9 to 1	22.3 to 1	20.1 to 1
Prime instructional time	89.9%	Down from 91.4%	89.3%	89.3%
Opportunities in the arts	Good	No Change	Good	Good
SACS accreditation	Yes	No Change	Yes	Yes
Character development program	Excellent	No Change	Excellent	Good
Dollars spent per pupil*	\$9,305	Up 4.0%	\$6,770	\$7,097
Percent of expenditures for instruction*	48.3%	Down from 51.8%	63.6%	64.4%
Percent of expenditures for teacher salaries*	45.6%	Up from 42.8%	59.4%	59.4%
% of AYP objectives met	69.2%		71.4%	69.0%

* Prior year audited financial data available.

EVALUATION RESULTS

	Teachers	Students*	Parents*
Number of surveys returned	17	73	29
Percent satisfied with learning environment	100.0%	79.5%	89.7%
Percent satisfied with social and physical environment	100.0%	80.8%	86.2%
Percent satisfied with school-home relations	76.5%	86.3%	75.9%

*Only students at the highest middle school grade level at this school and their parents were included.

REPORT OF PRINCIPAL AND SCHOOL IMPROVEMENT COUNCIL

With our theme "On Common Ground," the faculty, staff, students, and administration at Middle School of Pacolet continued the 2007-2008 school year where the previous year left off, with much to celebrate.

Setting high academic goals, we continue to see our students rise to high expectations and exceed their potential. Three of our eighth grade students were recognized as Junior Scholars. For the second straight year, 100% of our students passed the Algebra 1 End of Course (EOC) exam, while 95% of our students met at least one of their MAP target goals.

While strong academics are of the utmost importance, our middle school students must also learn how to be productive in society. During the first seven weeks of school, character education classes focused on those traits that make strong citizens. These sessions were taught in our single-gender focus groups.

The academic arena was not the only area where MSP met goals. While we are small in numbers, we are large in heart, and our boys' basketball team proved that this year as they won the Foothills Conference championship. Our band program had a student selected to the All Region Band and had 17 participants in the Solo/Ensemble competition bring home 4 superior and 7 excellent ratings.

Not only was our school family "On Common Ground," our community shared this vision with us also. In addition to established programs and in conjunction with Pacolet Elementary School, we hosted a breakfast for ministers in the surrounding area. This meeting was the "New Beginning" of a partnership we hope to foster next year.

Making its debut last year, our Indian Headlines earned an honorable mention from the South Carolina Public Relations Association. Beginning the third year of implementation, our SPEARs Reward Program continued to provide students with recognition for "doing the right thing."

Parental and community support of our school continues to flourish and provide our students with the support system needed during these crucial developmental years toward adulthood. MSP will continue to strive toward excellence for each child.

Cynthia James, Principal
Jean Littlejohn, SIC Chair

Comprehensive detail, including definitions of rating, performance criteria, and explanations of status, is available on www.ed.sc.gov and www.eoc.sc.gov as well as school and school district websites.

Printed versions are available from school districts upon request.

Abbreviations Key

N/A Not Applicable N/AV Not Available N/C Not Collected N/R Not Reported I/S Insufficient Sample TBD To be determined
NI Newly Identified CSI Continuing School Improvement CA Corrective Action RP Plan to Restructure R Restructure DELAY School Improvement Status HOLD School Improvement Status