



# SC Annual School Report Card Summary

**Cowpens Middle  
Spartanburg 3**  
**Grades: 6-8** Enrollment: 484  
**Principal: Rodney S. Goode**  
**Superintendent: Dr. James O. Ray**  
**Board Chair: Mr. Eddie Dearybury**

## PERFORMANCE

Comprehensive detail, including definitions of ratings, performance criteria, and explanations of status, is available on [www.ed.sc.gov](http://www.ed.sc.gov) and [www.eoc.sc.gov](http://www.eoc.sc.gov) as well as school and school district websites. Printed versions are available from school districts upon request.

YEAR	ABSOLUTE RATING	GROWTH RATING	PALMETTO GOLD/SILVER AWARD	AYP STATUS	NCLB IMPROVEMENT STATUS
2008	Average	At-Risk	TBD	Not Met	N/A
2007	Average	At-Risk	N/A	Not Met	N/A
2006	Average	At-Risk	N/A	Not Met	N/A

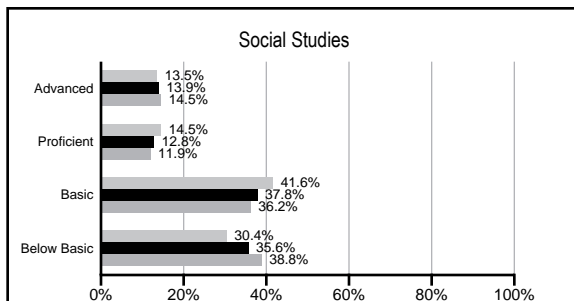
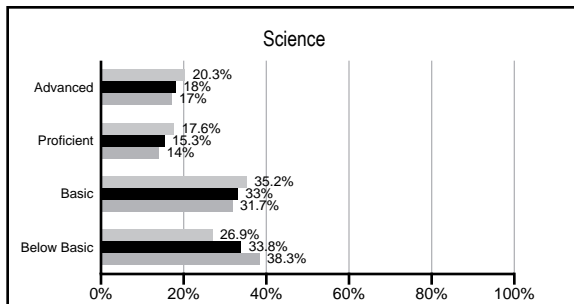
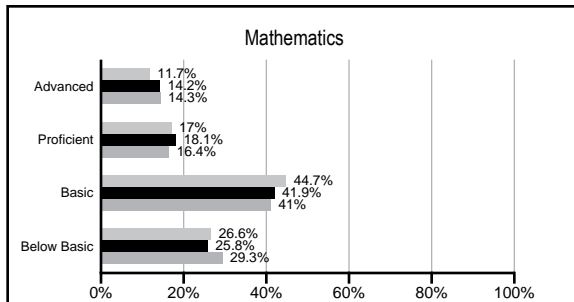
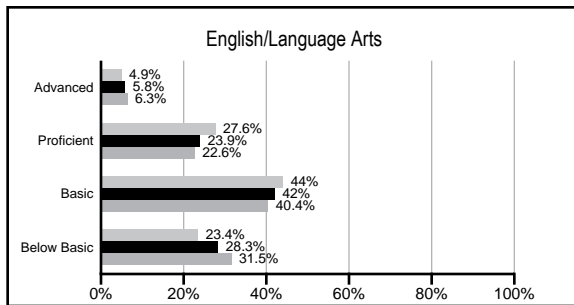
## ABSOLUTE RATINGS OF MIDDLE SCHOOLS WITH STUDENTS LIKE OURS\*

EXCELLENT	GOOD	AVERAGE	BELOW AVERAGE	AT-RISK
0	0	20	26	3

\* Ratings are calculated with data available by 03/02/2009. Schools with Students like Ours are Middle Schools with poverty indices of no more than 5% above or below the index for this school.

## PACT PERFORMANCE


Our School Middle Schools with Students Like Ours Middle schools statewide




## NAEP PERFORMANCE\*

\* Performance reported for SC and nation, data not available at school level. Percentages at NAEP Achievement Levels.


### READING - GRADE 8 (2007)



### MATH - GRADE 8 (2007)



### SCIENCE - GRADE 8 (2005)



## END OF COURSE TESTS - 2008

% of students scoring 70 or above on:	Our Middle School	Middle Schools with Students Like Ours
Algebra 1/Math for the Technologies 2	100.0%	97.9%
English 1	0%	97.5%
Physical Science	0%	48.7%
All Subjects	100.0%	97.6%

## SC PERFORMANCE GOAL

2010 Goal:

*By 2010, SC's student achievement will be ranked in the top half of the states nationally. To achieve this goal, we must become one of the fastest improving systems in the country.*

2020 Goal: TBD

### Abbreviations Key

N/A Not Applicable N/AV Not Available N/C Not Collected N/R Not Reported I/S Insufficient Sample TBD To be determined  
 NI Newly Identified CSI Continuing School Improvement CA Corrective Action RP Plan to Restructure R Restructure DELAY School Improvement Status HOLD School Improvement Status

# Cowpens Middle [Spartanburg 3]

## SCHOOL PROFILE

	Our School	Change from Last Year	Middle Schools with Students Like Ours	Median Middle School
<b>Students (n=484)</b>				
Students enrolled in high school credit courses (grades 7 & 8)	13.2%	Up from 13.1%	23.7%	19.4%
Retention rate	1.5%	Up from 0.8%	1.5%	1.8%
Attendance rate	95.4%	Down from 95.5%	96.0%	95.8%
Eligible for gifted and talented	17.8%	Down from 21.2%	17.8%	15.3%
With disabilities other than speech	16.8%	Up from 12.9%	14.2%	12.9%
Out-of-school suspensions or expulsions for violent &/or criminal offenses	0.0%	No Change	0.6%	0.7%
Annual dropout rate	0.0%	No Change	0.0%	0.0%
<b>Teachers (n=35)</b>				
Teachers with advanced degrees	57.1%	Down from 66.7%	54.2%	55.0%
Continuing contract teachers	65.7%	Down from 75.8%	74.4%	70.6%
Teachers with emergency or provisional certificates	3.3%	Down from 3.6%	5.3%	5.4%
Teachers returning from previous year	80.2%	Down from 82.1%	85.0%	83.4%
Teacher attendance rate	94.7%	Down from 97.1%	94.8%	94.9%
Average teacher salary	\$45,827	Down 0.1%	\$44,624	\$44,706
Classes not taught by highly qualified teachers	2.4%	Up from 0.7%	2.1%	2.9%
<b>School</b>				
Principal's years at school	3.0	Up from 2.0	3.0	3.0
Student-teacher ratio in core subjects	17.3 to 1	Down from 20.0 to 1	20.7 to 1	20.1 to 1
Prime instructional time	88.8%	Down from 91.8%	89.3%	89.3%
Opportunities in the arts	Good	No Change	Good	Good
SACS accreditation	Yes	No Change	Yes	Yes
Character development program	Excellent	No Change	Good	Good
Dollars spent per pupil*	\$7,884	Up 7.5%	\$6,954	\$7,097
Percent of expenditures for instruction*	56.4%	Down from 61.9%	62.2%	64.4%
Percent of expenditures for teacher salaries*	54.3%	Down from 55.9%	59.2%	59.4%
% of AYP objectives met	71.4%		71.0%	69.0%

\* Prior year audited financial data available.

## EVALUATION RESULTS

	Teachers	Students*	Parents*
Number of surveys returned	34	147	88
Percent satisfied with learning environment	97.1%	78.2%	89.7%
Percent satisfied with social and physical environment	100.0%	78.1%	79.1%
Percent satisfied with school-home relations	82.4%	87.1%	86.0%

\*Only students at the highest middle school grade level at this school and their parents were included.

## REPORT OF PRINCIPAL AND SCHOOL IMPROVEMENT COUNCIL

Cowpens Middle School experienced another extraordinary year of success. We continue to pursue the goal of academic excellence for every child. All teachers are highly qualified in their area of academic instruction. Using technology and analyzing student achievement data for making instructional decisions were two key focal points for staff development. Inquiry-based lessons provided students with hands-on experience, enabling students to explore and discover new ideas and concepts.

Cowpens Middle School continues to embrace the Ten Key Practices of Southern Regional Education Board's Making Middle Grades Work Initiative that promote active learning, academic rigor, and high expectations for all students.

CMS students distinguished themselves throughout the year. Thirteen students were named Junior Scholars. Two students were chosen to participate in the Spartanburg County Scholars Academy. An eighth grader has been invited to attend the Exeter Academy, a summer program for 5 weeks of academic study, athletics, and exploration. An eighth grade student was awarded the Governors Citizenship Award and the Lt. Governors Writing Award. Another eighth grade student received middle school vocalist of the year. The CMS Band and Chorus participated in the 2008 Festival of Bands and Choruses and received a superior rating in Band and an excellent rating in Chorus. CMS Athletic teams experienced success with our football team being named Conference Champions.

The use of technology continues to be an emphasis at CMS. Promethean Boards are used in every classroom and make instruction more interactive and engaging for students. Several teachers improved their skills by taking the ActivStudio course with our district technology coach.

CMS has received several awards and grants recently. While one teacher received the Alpha Delta Kappa Excellence in Education Award, another teacher was selected as State President Elect for SC Alpha Delta Kappa. A special education teacher received an environmental grant and was also named District ABCD Award winner. One eighth grade teacher was selected to participate in the Teaching American History Grant, and another eighth grade ELA Teacher was selected as District Teacher of the Year.

CMS takes great pride in helping those in need and making service to others a priority. This year students participated in raising money for Relay for Life, BHS Scholarship Fund, and Spartanburg School District 3's Children's Assistance Fund. The Endeavor Club has sponsored several projects, including raising money for St. Jude's Children's Hospital Math-a-thon.

With our motto, "A Revolutionary Past, An Extraordinary Future," CMS is looking forward to continuing a tradition rich in excellence, achievement, character development, the arts, and healthy choices.

Rodney S. Goode, Principal  
Jim Gardiner, School Improvement Council Chair

Comprehensive detail, including definitions of rating, performance criteria, and explanations of status, is available on [www.ed.sc.gov](http://www.ed.sc.gov) and [www.eoc.sc.gov](http://www.eoc.sc.gov) as well as school and school district websites.

Printed versions are available from school districts upon request.

### Abbreviations Key

N/A Not Applicable N/AV Not Available N/C Not Collected N/R Not Reported I/S Insufficient Sample TBD To be determined  
NI Newly Identified CSI Continuing School Improvement CA Corrective Action RP Plan to Restructure R Restructure DELAY School Improvement Status HOLD School Improvement Status