



SC Annual School Report Card Summary

**Chesnee Middle
Spartanburg 2**
Grades: 6-8 Enrollment: 469
Principal: Dale R. Campbell
Superintendent: Dr. Scott Mercer
Board Chair: Mr. Danny J. McDowell

PERFORMANCE

Comprehensive detail, including definitions of ratings, performance criteria, and explanations of status, is available on www.ed.sc.gov and www.eoc.sc.gov as well as school and school district websites. Printed versions are available from school districts upon request.

YEAR	ABSOLUTE RATING	GROWTH RATING	PALMETTO GOLD/SILVER AWARD	AYP STATUS	NCLB IMPROVEMENT STATUS
2008	Average	Below Average	TBD	Not Met	N/A
2007	Average	At-Risk	N/A	Not Met	N/A
2006	Average	Below Average	N/A	Not Met	N/A

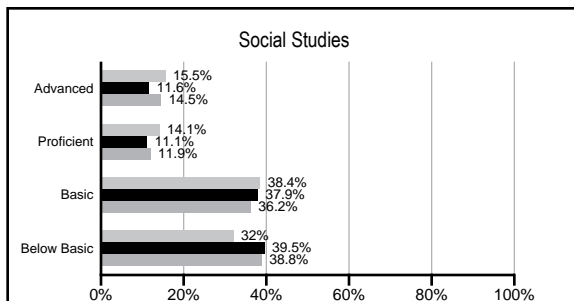
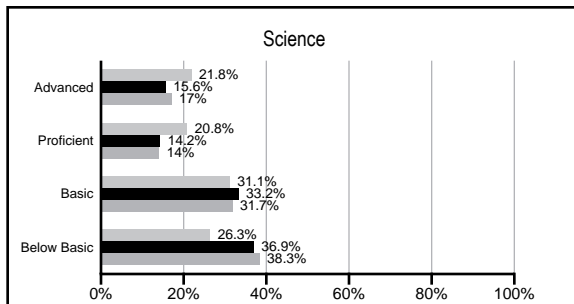
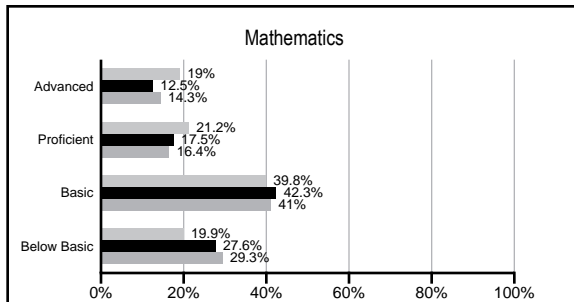
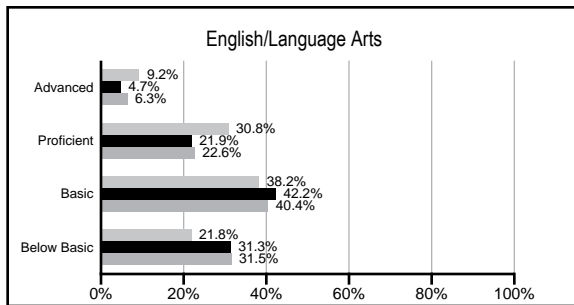
ABSOLUTE RATINGS OF MIDDLE SCHOOLS WITH STUDENTS LIKE OURS*

EXCELLENT	GOOD	AVERAGE	BELOW AVERAGE	AT-RISK
0	0	14	36	5

* Ratings are calculated with data available by 03/02/2009. Schools with Students like Ours are Middle Schools with poverty indices of no more than 5% above or below the index for this school.


PACT PERFORMANCE

Our School Middle Schools with Students Like Ours Middle schools statewide



NAEP PERFORMANCE*

* Performance reported for SC and nation, data not available at school level. Percentages at NAEP Achievement Levels.



END OF COURSE TESTS - 2008

% of students scoring 70 or above on:	Our Middle School	Middle Schools with Students Like Ours
Algebra 1/Math for the Technologies 2	100.0%	97.1%
English 1	100.0%	95.7%
Physical Science	0%	57.7%
All Subjects	100.0%	96.2%

SC PERFORMANCE GOAL

2010 Goal:

By 2010, SC's student achievement will be ranked in the top half of the states nationally. To achieve this goal, we must become one of the fastest improving systems in the country.

2020 Goal: TBD

Abbreviations Key

N/A Not Applicable N/AV Not Available N/C Not Collected N/R Not Reported I/S Insufficient Sample TBD To be determined
 NI Newly Identified CSI Continuing School Improvement CA Corrective Action RP Plan to Restructure R Restructure DELAY School Improvement Status HOLD School Improvement Status

Chesnee Middle [Spartanburg 2]

SCHOOL PROFILE

	Our School	Change from Last Year	Middle Schools with Students Like Ours	Median Middle School
Students (n=469)				
Students enrolled in high school credit courses (grades 7 & 8)	5.8%	Down from 6.9%	18.8%	19.4%
Retention rate	0.4%	Down from 1.0%	1.8%	1.8%
Attendance rate	95.8%	Up from 95.5%	95.8%	95.8%
Eligible for gifted and talented	11.9%	Up from 11.7%	15.3%	15.3%
With disabilities other than speech	12.3%	Up from 12.1%	14.3%	12.9%
Out-of-school suspensions or expulsions for violent &/or criminal offenses	0.6%	Down from 0.8%	0.6%	0.7%
Annual dropout rate	0.0%	Down from 0.3%	0.0%	0.0%
Teachers (n=36)				
Teachers with advanced degrees	55.6%	Down from 56.8%	52.9%	55.0%
Continuing contract teachers	80.6%	Down from 83.8%	72.9%	70.6%
Teachers with emergency or provisional certificates	0.0%	No Change	5.8%	5.4%
Teachers returning from previous year	92.8%	Up from 92.5%	83.7%	83.4%
Teacher attendance rate	94.9%	No Change	94.8%	94.9%
Average teacher salary	\$49,346	Up 3.9%	\$44,194	\$44,706
Classes not taught by highly qualified teachers	0.0%	Down from 2.7%	3.2%	2.9%
School				
Principal's years at school	5.0	Up from 4.0	3.0	3.0
Student-teacher ratio in core subjects	18.3 to 1	Down from 19.9 to 1	19.2 to 1	20.1 to 1
Prime instructional time	89.0%	Up from 88.3%	89.0%	89.3%
Opportunities in the arts	Good	No Change	Good	Good
SACS accreditation	Yes	No Change	Yes	Yes
Character development program	Excellent	No Change	Good	Good
Dollars spent per pupil*	\$7,564	Up 6.0%	\$7,020	\$7,097
Percent of expenditures for instruction*	62.0%	Up from 61.4%	64.8%	64.4%
Percent of expenditures for teacher salaries*	60.0%	Up from 58.0%	60.3%	59.4%
% of AYP objectives met	81.0%		67.4%	69.0%

* Prior year audited financial data available.

EVALUATION RESULTS

	Teachers	Students*	Parents*
Number of surveys returned	19	139	63
Percent satisfied with learning environment	94.7%	70.3%	77.4%
Percent satisfied with social and physical environment	100.0%	80.6%	80.7%
Percent satisfied with school-home relations	84.2%	81.3%	66.1%

*Only students at the highest middle school grade level at this school and their parents were included.

REPORT OF PRINCIPAL AND SCHOOL IMPROVEMENT COUNCIL

During the 2007-08 school year, Chesnee Middle School continued in the tradition of being exceptional in academics for students and their teachers. One teacher earned National Board Certification. Sixty-nine students were in the Beta Club. Thirteen students were invited to join the Junior Young Leaders Conference in Washington, D.C., which three attended. Over two hundred and fifty students were honored as STAR students. CMS also participated in the Accelerated Reader Program, Spelling Bees, and the Battle of the Brains. Chesnee Middle School's Battle of the Brains team fought their way to the "Elite Eight" group of semi-finalists. Thirteen eighth grade students, the highest number to date, qualified as Junior Scholars. Thirteen seventh grade students participated in the Duke University Talent Identification Project and three were recognized at the state level. One student was accepted to the Scholar's Academy at USC-Upstate, where they will earn dual high school and college credit.

Chesnee Middle School students earned numerous awards for their literary accomplishments. A few examples of our students' publications were the Anthology of Poetry by Young Americans and the Lt. Governor's Writing Awards. Students and staff published a newsletter, The Aerie, and a variety of other indigenous publications, such as CMS Curriculum Connections.

Chesnee Middle School shines with athletic achievements. Students enjoyed playing for the Fighting Eagles' football and basketball teams as well as the cheerleading squad. Three basketball players were All Conference. The Girl's Basketball team finished second place in the conference, which was a record season for CMS. We had two young ladies named All Conference Players and one All Tournament Player. Many of our students participate on the golf team, track team, and softball and baseball teams at Chesnee High School.

Our students are artistic as well as intelligent. The band participated in six marching competitions and the SCBDA Concert Festival. They received an excellent rating in State Competition. Chesnee Middle School students, in alliance with students from Chesnee High, formed the first Winter Guard and Winter Drum Line. Students in art, chorus, band, and orchestra entertained the community with their talents.

As part of our Character Education Program, the students participated in many charitable activities. Our school collected thousands of dollars for the March of Dimes, "Pennies for Patients", over a thousand cans of food for the Spartanburg County Food Bank, forty-two shoeboxes for Operation Christmas Child, and the soldiers in Iraq and Afghanistan received shoeboxes filled with sundries. The entire school family raised enough money to send a terminally ill faculty member on a dream trip to the Grand Canyon. Chesnee Middle School is proud of the accomplishments of our school family. We teach our students the importance of academic success, as well as the necessity of good citizenship, to prepare them to build an even greater America.

Dale Campbell, Principal
Rob Hayes, SIC Chairman

Comprehensive detail, including definitions of rating, performance criteria, and explanations of status, is available on www.ed.sc.gov and www.eoc.sc.gov as well as school and school district websites.

Printed versions are available from school districts upon request.

Abbreviations Key

N/A Not Applicable N/AV Not Available N/C Not Collected N/R Not Reported I/S Insufficient Sample TBD To be determined
NI Newly Identified CSI Continuing School Improvement CA Corrective Action RP Plan to Restructure R Restructure DELAY School Improvement Status HOLD School Improvement Status