



SC Annual School Report Card Summary

Landrum Middle
Spartanburg 1
Grades: 6-8 Enrollment: 298
Principal: Crystal McSwain
Superintendent: Dr. Jimmy Littlefield
Board Chair: Mr. Michael Smith

PERFORMANCE

Comprehensive detail, including definitions of ratings, performance criteria, and explanations of status, is available on www.ed.sc.gov and www.eoc.sc.gov as well as school and school district websites. Printed versions are available from school districts upon request.

YEAR	ABSOLUTE RATING	GROWTH RATING	PALMETTO GOLD/SILVER AWARD	AYP STATUS	NCLB IMPROVEMENT STATUS
2008	Average	Below Average	TBD	Met	N/A
2007	Average	At-Risk	N/A	Not Met	N/A
2006	Average	At-Risk	N/A	Met	N/A

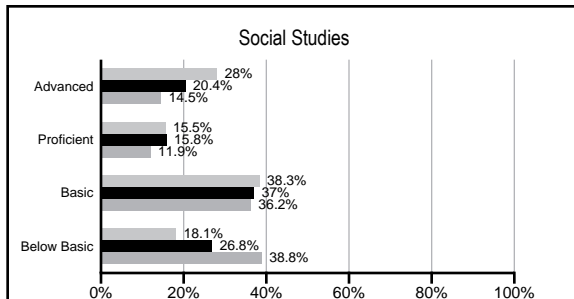
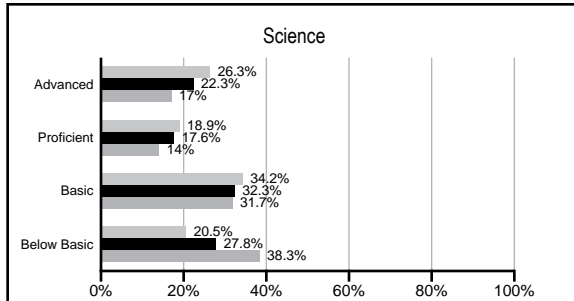
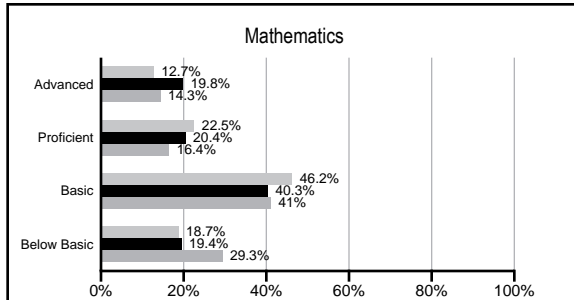
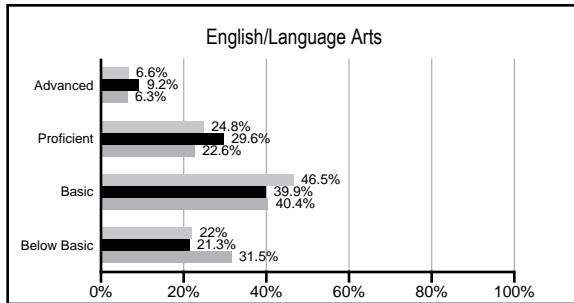
ABSOLUTE RATINGS OF MIDDLE SCHOOLS WITH STUDENTS LIKE OURS*

EXCELLENT	GOOD	AVERAGE	BELOW AVERAGE	AT-RISK
0	4	36	6	1

* Ratings are calculated with data available by 03/02/2009. Schools with Students like Ours are Middle Schools with poverty indices of no more than 5% above or below the index for this school.

PACT PERFORMANCE


Our School Middle Schools with Students Like Ours Middle schools statewide




NAEP PERFORMANCE*

* Performance reported for SC and nation, data not available at school level. Percentages at NAEP Achievement Levels.


READING - GRADE 8 (2007)



MATH - GRADE 8 (2007)



SCIENCE - GRADE 8 (2005)



END OF COURSE TESTS - 2008

% of students scoring 70 or above on:	Our Middle School	Middle Schools with Students Like Ours
Algebra 1/Math for the Technologies 2	100.0%	98.4%
English 1	0%	94.8%
Physical Science	0%	28.0%
All Subjects	100.0%	97.9%

SC PERFORMANCE GOAL

2010 Goal:

By 2010, SC's student achievement will be ranked in the top half of the states nationally. To achieve this goal, we must become one of the fastest improving systems in the country.

2020 Goal: TBD

Abbreviations Key

N/A Not Applicable N/AV Not Available N/C Not Collected N/R Not Reported I/S Insufficient Sample TBD To be determined
 NI Newly Identified CSI Continuing School Improvement CA Corrective Action RP Plan to Restructure R Restructure DELAY School Improvement Status HOLD School Improvement Status

Landrum Middle [Spartanburg 1]

SCHOOL PROFILE

	Our School	Change from Last Year	Middle Schools with Students Like Ours	Median Middle School
Students (n=298)				
Students enrolled in high school credit courses (grades 7 & 8)	15.1%	Up from 11.8%	25.1%	19.4%
Retention rate	0.0%	Down from 1.4%	1.9%	1.8%
Attendance rate	96.7%	Up from 95.9%	96.1%	95.8%
Eligible for gifted and talented	38.2%	Up from 31.6%	21.8%	15.3%
With disabilities other than speech	11.3%	Down from 19.7%	11.4%	12.9%
Out-of-school suspensions or expulsions for violent &/or criminal offenses	0.0%	No Change	0.9%	0.7%
Annual dropout rate	0.0%	No Change	0.0%	0.0%
Teachers (n=22)				
Teachers with advanced degrees	31.8%	Down from 42.1%	58.0%	55.0%
Continuing contract teachers	68.2%	Down from 78.9%	75.0%	70.6%
Teachers with emergency or provisional certificates	0.0%	No Change	3.5%	5.4%
Teachers returning from previous year	90.5%	Down from 94.4%	85.9%	83.4%
Teacher attendance rate	95.3%	Down from 97.7%	95.0%	94.9%
Average teacher salary	\$41,719	Up 0.4%	\$46,089	\$44,706
Classes not taught by highly qualified teachers	0.0%	No Change	2.2%	2.9%
School				
Principal's years at school	2.0	Up from 1.0	3.0	3.0
Student-teacher ratio in core subjects	22.8 to 1	Up from 22.5 to 1	22.0 to 1	20.1 to 1
Prime instructional time	91.2%	Down from 92.1%	89.8%	89.3%
Opportunities in the arts	Good	No Change	Good	Good
SACS accreditation	Yes	No Change	Yes	Yes
Character development program	Average	No Change	Good	Good
Dollars spent per pupil*	\$6,675	Down 16.9%	\$6,572	\$7,097
Percent of expenditures for instruction*	59.8%	Down from 68.6%	66.3%	64.4%
Percent of expenditures for teacher salaries*	58.1%	Down from 67.4%	61.4%	59.4%
% of AYP objectives met	100.0%		73.2%	69.0%

* Prior year audited financial data available.

EVALUATION RESULTS

	Teachers	Students*	Parents*
Number of surveys returned	10	87	27
Percent satisfied with learning environment	100.0%	88.5%	92.3%
Percent satisfied with social and physical environment	100.0%	87.4%	77.8%
Percent satisfied with school-home relations	100.0%	90.8%	92.3%

*Only students at the highest middle school grade level at this school and their parents were included.

REPORT OF PRINCIPAL AND SCHOOL IMPROVEMENT COUNCIL

Landrum Middle School began the 2007-08 school year with the theme "Cardinals Fly High" as we continued to soar to new heights and ambitions for the upcoming school year. We continued to demonstrate service to others by supporting Relay for Life throughout the entire year with raising money through service learning to fund cancer research. The Cardinal Pride incentive program implemented the Got RED (Respect, Excellence, and Determination) initiative to reward good behavior and recognize positive character traits and work ethics in the classroom. In addition, the Read to Rock program was created through our media center to offer incentives for students to conference and write about books they had read. A Read to Rock Fest was held as a culminating event to reward students who had participated.

In addition, teachers met with each student to set academic and behavioral performance goals. The goals were then added to student portfolios that were utilized with parents as students led conferences regarding their academics on parent conference day. Teachers also met with students in "focus groups" with the goal of improving academic skills in reading.

Our students demonstrated academic excellence throughout the year. We had two students chosen to attend the Scholars Academy through USC-Upstate, seven Junior Scholars, one Duke Tip Scholar, and 107 students were inducted into the Beta Club. Furthermore, we had one eighth grade student who was recognized as Spartanburg School District One's Lt. Governor Writing Award winner. In addition, one eighth grade student was recognized for winning the Patriot's Pen regional award that is sponsored by the local VFW-Post 4873 of Landrum, and one female student received a scholarship from the American Association of University Women.

The fine arts of Landrum Middle School had much to celebrate in the areas of chorus and art. One sixth grade student's artwork was chosen to be showcased in the Milliken Art Gallery for Spartanburg School District One. We were thrilled to have one seventh grade chorus student who was chosen as an honor choir member for the American Choral Directors' Association and 35 additional chorus students who participated in the Carowinds Music Festival received an "Excellent" rating.

Our teachers participated in professional development through the Upstate Schools Consortium by attending seminars relating to teaching comprehension strategies, writing, and receiving ideas of how to use books that inspire students.

Landrum Middle School, with support from parents and community, is committed to providing challenging educational experiences for young adolescents through best teaching practices, technology, and the arts to prepare our students to become healthy, productive, and responsible citizens in society. Many thanks go out to our community, parents, guardians, and volunteers for all of their hard work and support for our school.

Crystal McSwain, Principal
Lori Walter, SIC Chairperson

Comprehensive detail, including definitions of rating, performance criteria, and explanations of status, is available on www.ed.sc.gov and www.eoc.sc.gov as well as school and school district websites.

Printed versions are available from school districts upon request.

Abbreviations Key

N/A Not Applicable N/AV Not Available N/C Not Collected N/R Not Reported I/S Insufficient Sample TBD To be determined
NI Newly Identified CSI Continuing School Improvement CA Corrective Action RP Plan to Restructure R Restructure DELAY School Improvement Status HOLD School Improvement Status