



# SC Annual School Report Card Summary

**Campobello-Gramling School**  
**Spartanburg 1**  
**Grades: PK-8** Enrollment: 701  
**Principal: John Hodge**  
**Superintendent: Dr. Jimmy Littlefield**  
**Board Chair: Mr. Michael Smith**

## PERFORMANCE

Comprehensive detail, including definitions of ratings, performance criteria, and explanations of status, is available on [www.ed.sc.gov](http://www.ed.sc.gov) and [www.eoc.sc.gov](http://www.eoc.sc.gov) as well as school and school district websites. Printed versions are available from school districts upon request.

YEAR	ABSOLUTE RATING	GROWTH RATING	PALMETTO GOLD/SILVER AWARD	AYP STATUS	NCLB IMPROVEMENT STATUS
2008	Average	At-Risk	TBD	Not Met	N/A
2007	Average	Below Average	Silver	Met	N/A
2006	Average	Below Average	N/A	Not Met	CSI

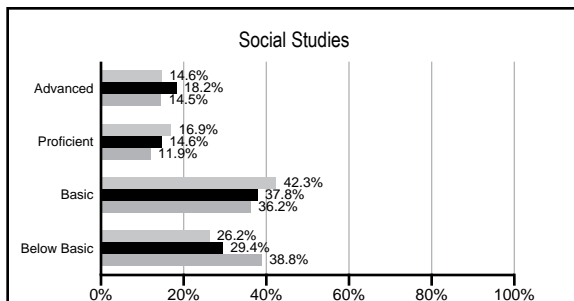
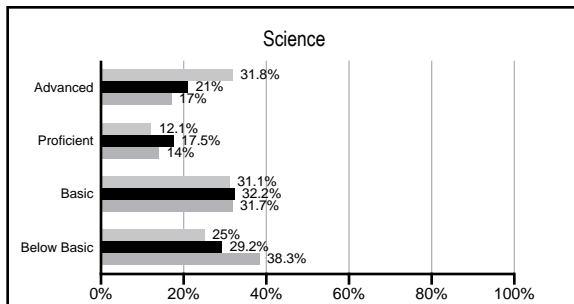
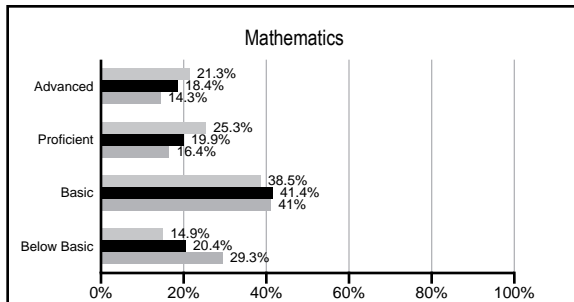
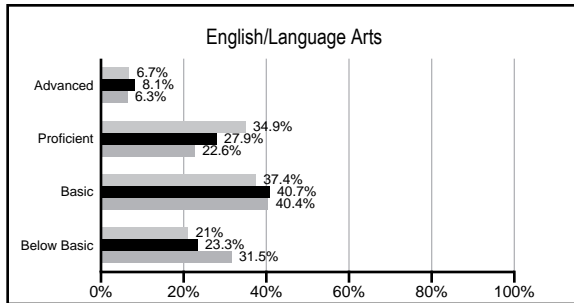
## ABSOLUTE RATINGS OF MIDDLE SCHOOLS WITH STUDENTS LIKE OURS\*

EXCELLENT	GOOD	AVERAGE	BELOW AVERAGE	AT-RISK
0	2	32	13	1

\* Ratings are calculated with data available by 03/02/2009. Schools with Students like Ours are Middle Schools with poverty indices of no more than 5% above or below the index for this school.


## PACT PERFORMANCE

Our School Middle Schools with Students Like Ours Middle schools statewide



## NAEP PERFORMANCE\*

\* Performance reported for SC and nation, data not available at school level. Percentages at NAEP Achievement Levels.



## END OF COURSE TESTS - 2008

% of students scoring 70 or above on:	Our Middle School	Middle Schools with Students Like Ours
Algebra 1/Math for the Technologies 2	100.0%	98.4%
English 1	0%	94.4%
Physical Science	0%	45.5%
All Subjects	100.0%	97.8%

## SC PERFORMANCE GOAL

2010 Goal:  
*By 2010, SC's student achievement will be ranked in the top half of the states nationally. To achieve this goal, we must become one of the fastest improving systems in the country.*

2020 Goal: TBD

### Abbreviations Key

N/A Not Applicable N/AV Not Available N/C Not Collected N/R Not Reported I/S Insufficient Sample TBD To be determined  
 NI Newly Identified CSI Continuing School Improvement CA Corrective Action RP Plan to Restructure R Restructure DELAY School Improvement Status HOLD School Improvement Status

# Campobello-Gramling School [Spartanburg 1]

## SCHOOL PROFILE

	Our School	Change from Last Year	Middle Schools with Students Like Ours	Median Middle School
<b>Students (n=701)</b>				
Students enrolled in high school credit courses (grades 7 & 8)	18.8%	Down from 20.3%	27.0%	19.4%
Retention rate	0.6%	Down from 1.2%	1.7%	1.8%
Attendance rate	96.4%	Up from 96.3%	95.8%	95.8%
Eligible for gifted and talented	22.5%	Down from 26.8%	18.8%	15.3%
With disabilities other than speech	7.5%	Down from 11.0%	13.1%	12.9%
Out-of-school suspensions or expulsions for violent &/or criminal offenses	0.1%	Up from 0.0%	0.8%	0.7%
Annual dropout rate	0.0%	No Change	0.0%	0.0%
<b>Teachers (n=47)</b>				
Teachers with advanced degrees	68.1%	Up from 63.8%	57.6%	55.0%
Continuing contract teachers	87.2%	Down from 89.4%	74.5%	70.6%
Teachers with emergency or provisional certificates	0.0%	No Change	5.0%	5.4%
Teachers returning from previous year	90.4%	Down from 93.9%	86.8%	83.4%
Teacher attendance rate	94.7%	Down from 97.2%	95.1%	94.9%
Average teacher salary	\$48,941	Up 6.6%	\$45,259	\$44,706
Classes not taught by highly qualified teachers	0.0%	No Change	0.6%	2.9%
<b>School</b>				
Principal's years at school	2.0	Up from 1.0	3.5	3.0
Student-teacher ratio in core subjects	21.3 to 1	Up from 19.8 to 1	22.5 to 1	20.1 to 1
Prime instructional time	90.3%	Down from 93.0%	89.4%	89.3%
Opportunities in the arts	Good	No Change	Good	Good
SACS accreditation	Yes	No Change	Yes	Yes
Character development program	Good	No Change	Good	Good
Dollars spent per pupil*	\$6,744	Down 0%	\$6,544	\$7,097
Percent of expenditures for instruction*	68.1%	Down from 69.7%	64.3%	64.4%
Percent of expenditures for teacher salaries*	66.6%	Down from 68.0%	60.1%	59.4%
% of AYP objectives met	76.5%		71.4%	69.0%

\* Prior year audited financial data available.

## EVALUATION RESULTS

	Teachers	Students*	Parents*
Number of surveys returned	33	142	104
Percent satisfied with learning environment	93.9%	92.2%	91.3%
Percent satisfied with social and physical environment	100.0%	89.4%	94.1%
Percent satisfied with school-home relations	100.0%	89.4%	89.1%

\*Only students at the highest middle school grade level at this school and their parents were included.

## REPORT OF PRINCIPAL AND SCHOOL IMPROVEMENT COUNCIL

We at Campobello Gramling School are very proud of the achievements of our faculty and students this year. Academically, eleven students were recognized as South Carolina Junior Scholars, and three students were selected to attend the Scholars Academy program at the University of South Carolina Upstate for the 2008-2009 school year. In addition, one hundred percent of the 8th grade Algebra 1 class passed the End of Course testing.

The Guidance Department Continued the Terrific Kids program, which is sponsored by the Spartanburg Kiwanis Club. Every nine weeks 32 students were recognized for being Terrific Kids. This year over 128 students received this honor. We also had over 100 middle school students participate in job shadowing in February.

Students at Campobello Gramling School participated in several service projects this year. The school raised over \$5,000 for Relay for Life, and over \$1500 was raised for Pennies for Patients. The Beta Club sponsored four afternoon clean-up days at Campobello Gramling School, and over 30 students participated each time.

Areas of special emphasis this year included increased parental and community involvement as part of our School Improvement Council and PTO Meetings, as well as our continuing effort to implement our school (SACS) goals. Campobello Gramling School's SACS goals have been identified as follows: Improving School Communication, Improving Student Achievement for all Students, and Enhancing Staff Development to Improve Instructional Effectiveness. The teachers, staff, and community members meet quarterly to discuss, revise, design, and implement strategies to address these goals. It is our commitment to continue to do so for the success of our students and Campobello Gramling School.

Sincerely,

John M. Hodge  
Principal

Comprehensive detail, including definitions of rating, performance criteria, and explanations of status, is available on [www.ed.sc.gov](http://www.ed.sc.gov) and [www.eoc.sc.gov](http://www.eoc.sc.gov) as well as school and school district websites.

Printed versions are available from school districts upon request.

### Abbreviations Key

N/A Not Applicable N/AV Not Available N/C Not Collected N/R Not Reported I/S Insufficient Sample TBD To be determined  
NI Newly Identified CSI Continuing School Improvement CA Corrective Action RP Plan to Restructure R Restructure DELAY School Improvement Status HOLD School Improvement Status