



SC Annual School Report Card Summary

T E Mabry Middle
Spartanburg 1

Grades: 7-8

Enrollment: 423

Principal: Brian Batson

Superintendent: Dr. Jimmy Littlefield

Board Chair: Mr. Michael Smith

PERFORMANCE

Comprehensive detail, including definitions of ratings, performance criteria, and explanations of status, is available on www.ed.sc.gov and www.eoc.sc.gov as well as school and school district websites. Printed versions are available from school districts upon request.

YEAR	ABSOLUTE RATING	GROWTH RATING	PALMETTO GOLD/SILVER AWARD	AYP STATUS	NCLB IMPROVEMENT STATUS
2008	Average	At-Risk	TBD	Not Met	N/A
2007	Average	At-Risk	N/A	Not Met	N/A
2006	Average	At-Risk	N/A	Not Met	N/A

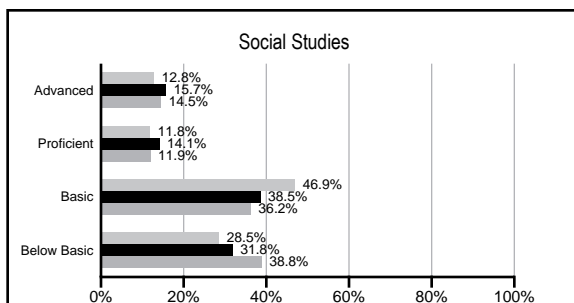
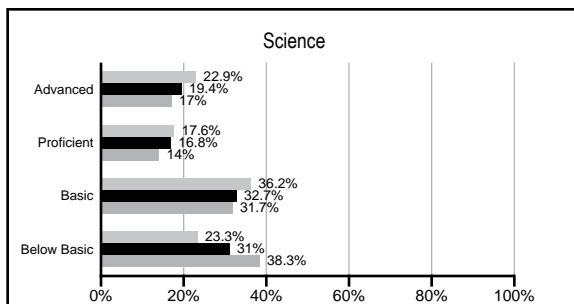
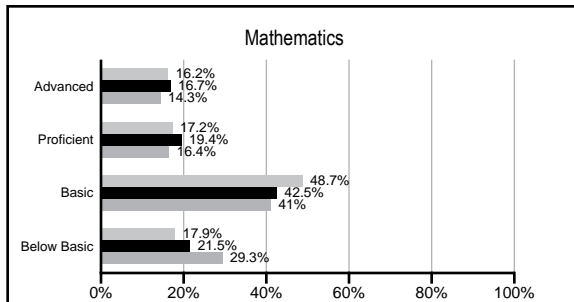
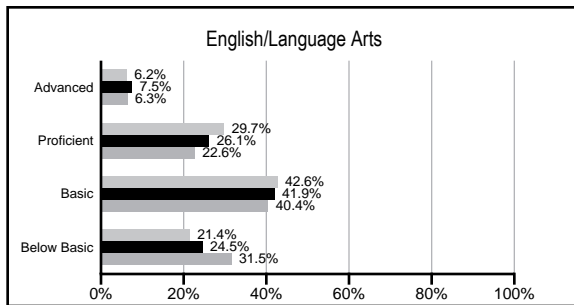
ABSOLUTE RATINGS OF MIDDLE SCHOOLS WITH STUDENTS LIKE OURS*

EXCELLENT	GOOD	AVERAGE	BELOW AVERAGE	AT-RISK
0	0	25	15	1

* Ratings are calculated with data available by 03/02/2009. Schools with Students like Ours are Middle Schools with poverty indices of no more than 5% above or below the index for this school.



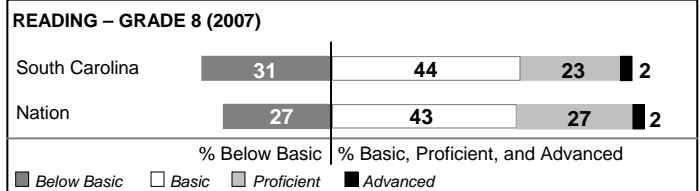
PACT PERFORMANCE

Our School Middle Schools with Students Like Ours Middle schools statewide



NAEP PERFORMANCE*

* Performance reported for SC and nation, data not available at school level. Percentages at NAEP Achievement Levels.



END OF COURSE TESTS - 2008

% of students scoring 70 or above on:	Our Middle School	Middle Schools with Students Like Ours
Algebra 1/Math for the Technologies 2	100.0%	98.4%
English 1	0%	97.1%
Physical Science	0%	65.5%
All Subjects	100.0%	97.6%

SC PERFORMANCE GOAL

2010 Goal:

By 2010, SC's student achievement will be ranked in the top half of the states nationally. To achieve this goal, we must become one of the fastest improving systems in the country.

2020 Goal: TBD

Abbreviations Key

N/A Not Applicable N/AV Not Available N/C Not Collected N/R Not Reported I/S Insufficient Sample TBD To be determined

NI Newly Identified CSI Continuing School Improvement CA Corrective Action RP Plan to Restructure R Restructure DELAY School Improvement Status HOLD School Improvement Status

T E Mabry Middle [Spartanburg 1]

SCHOOL PROFILE

	Our School	Change from Last Year	Middle Schools with Students Like Ours	Median Middle School
Students (n=423)				
Students enrolled in high school credit courses (grades 7 & 8)	5.7%	Down from 6.3%	27.7%	19.4%
Retention rate	0.2%	Down from 3.4%	1.7%	1.8%
Attendance rate	95.9%	Up from 95.1%	95.8%	95.8%
Eligible for gifted and talented	20.0%	Down from 22.6%	18.7%	15.3%
With disabilities other than speech	14.3%	Down from 15.7%	13.1%	12.9%
Out-of-school suspensions or expulsions for violent &/or criminal offenses	0.0%	Down from 0.2%	0.8%	0.7%
Annual dropout rate	0.0%	No Change	0.0%	0.0%
Teachers (n=37)				
Teachers with advanced degrees	67.6%	Down from 68.6%	57.6%	55.0%
Continuing contract teachers	81.1%	Down from 85.7%	74.4%	70.6%
Teachers with emergency or provisional certificates	6.1%	Down from 6.3%	4.7%	5.4%
Teachers returning from previous year	90.1%	Down from 94.0%	87.0%	83.4%
Teacher attendance rate	96.7%	Down from 97.5%	95.1%	94.9%
Average teacher salary	\$45,746	Up 2.7%	\$45,344	\$44,706
Classes not taught by highly qualified teachers	0.0%	No Change	0.5%	2.9%
School				
Principal's years at school	1.0	Down from 2.0	4.0	3.0
Student-teacher ratio in core subjects	19.3 to 1	Down from 20.2 to 1	22.5 to 1	20.1 to 1
Prime instructional time	91.3%	Down from 91.7%	89.3%	89.3%
Opportunities in the arts	Good	No Change	Good	Good
SACS accreditation	Yes	No Change	Yes	Yes
Character development program	Good	No Change	Good	Good
Dollars spent per pupil*	\$8,100	Up 15.6%	\$6,560	\$7,097
Percent of expenditures for instruction*	61.6%	Down from 70.9%	64.0%	64.4%
Percent of expenditures for teacher salaries*	60.4%	Down from 69.8%	59.8%	59.4%
% of AYP objectives met	76.2%		71.4%	69.0%

* Prior year audited financial data available.

EVALUATION RESULTS

	Teachers	Students*	Parents*
Number of surveys returned	41	207	74
Percent satisfied with learning environment	100.0%	83.6%	86.5%
Percent satisfied with social and physical environment	100.0%	89.3%	79.5%
Percent satisfied with school-home relations	95.0%	91.1%	80.8%

*Only students at the highest middle school grade level at this school and their parents were included.

REPORT OF PRINCIPAL AND SCHOOL IMPROVEMENT COUNCIL

T. E. Mabry Middle School continues on our "Incredible Journey" as we complete the first year in our new building. The Superintendent, Board of Trustees, and the District One Administration are to be commended on the outstanding facilities that our students are using everyday to achieve success. During the 2007-2008 school year, our enrollment totaled 442 students in grades seven and eight. The faculty and staff worked diligently to develop a literacy initiative that will be implemented beginning in the fall of 2008. This focus will include reading and writing strategies, a research component, and an increased use of technology for all students.

Students achieved academic recognition as thirteen were recognized as S. C. Junior Scholars. Fifty-two seventh graders were inducted into the Junior Beta Club, sixteen students were selected to participate in the Regional Science Fair, and two students were awarded State Honorable Mention for Groundhog Job Shadowing Day Essay Contest and the Manufacturing Design Competition.

Our student athletes set good examples for teamwork and sportsmanship and finished with competitive records in all sports. Our football, volleyball, and boys' basketball celebrated championship seasons. With the support of our district, Mabry was also able to add baseball to our list of sports for the first time. Over 55% of our students participated in our visual and performing arts. Chorus, band, and strings were presented many prestigious awards at local, state, and national competitions.

In service to others, we contributed over \$5295.00 for the March of Dimes and American Cancer Society's Relay for Life. In addition, students partnered with the Department of Social Services in providing Christmas to less fortunate children throughout Spartanburg County.

Our guidance department and career development facilitator continued to focus on academic and career advisement. Counselors encouraged and guided all eighth grade students in the development of their Individual Graduation Plan (IGP) in an effort to research, plan, and organize future high school and career opportunities. Our challenge is to continue to focus on positive transitions from elementary to middle and from middle to high school.

We would like to thank our School Improvement Committee, PTO, Booster Club, and various business partners for their encouragement and support throughout the 2007-2008 school year. As the level of expectations continues to rise and the rigor is increased in all classes, we look forward to the challenges and opportunities that will lead us on our "Journey to Success."

Brian Batson, Principal
Bill Hightower, SIC Chairman

Comprehensive detail, including definitions of rating, performance criteria, and explanations of status, is available on www.ed.sc.gov and www.eoc.sc.gov as well as school and school district websites.

Printed versions are available from school districts upon request.

Abbreviations Key

N/A Not Applicable N/AV Not Available N/C Not Collected N/R Not Reported I/S Insufficient Sample TBD To be determined
NI Newly Identified CSI Continuing School Improvement CA Corrective Action RP Plan to Restructure R Restructure DELAY School Improvement Status HOLD School Improvement Status