



# SC Annual School Report Card Summary

**Blythewood Middle**  
**Richland 2**  
**Grades: 6-8** Enrollment: 960  
**Principal: Nancy J. Gregory**  
**Superintendent: Dr. Stephen Hefner**  
**Board Chair: Stephen Shellenberg**

## PERFORMANCE

Comprehensive detail, including definitions of ratings, performance criteria, and explanations of status, is available on [www.ed.sc.gov](http://www.ed.sc.gov) and [www.eoc.sc.gov](http://www.eoc.sc.gov) as well as school and school district websites. Printed versions are available from school districts upon request.

YEAR	ABSOLUTE RATING	GROWTH RATING	PALMETTO GOLD/SILVER AWARD	AYP STATUS	NCLB IMPROVEMENT STATUS
2008	Good	Below Average	TBD	Not Met	N/A
2007	Average	At-Risk	N/A	Met	N/A
2006	Good	Below Average	N/A	Not Met	N/A

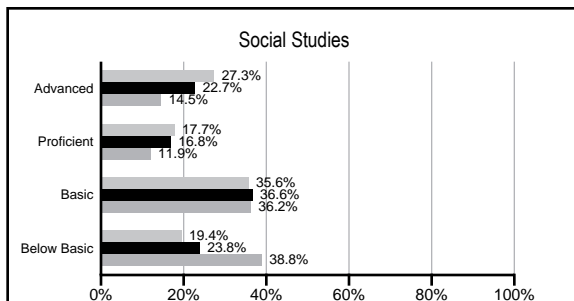
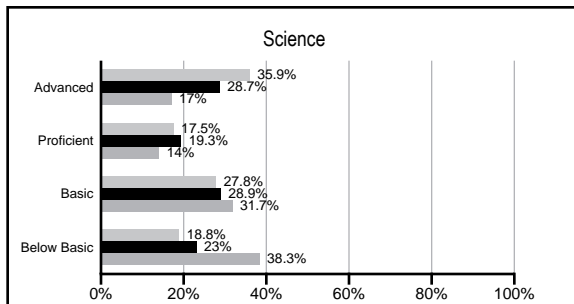
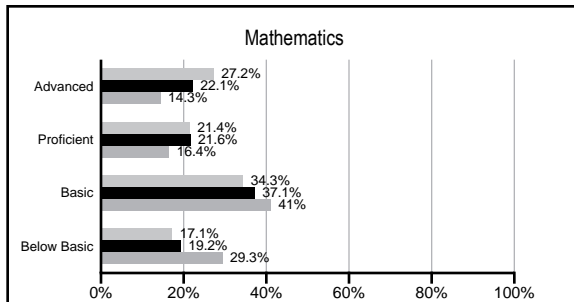
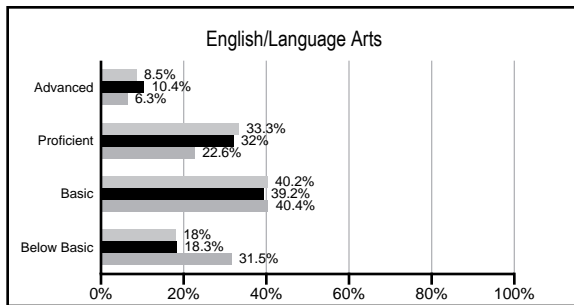
## ABSOLUTE RATINGS OF MIDDLE SCHOOLS WITH STUDENTS LIKE OURS\*

EXCELLENT	GOOD	AVERAGE	BELOW AVERAGE	AT-RISK
0	6	9	0	1

\* Ratings are calculated with data available by 03/02/2009. Schools with Students like Ours are Middle Schools with poverty indices of no more than 5% above or below the index for this school.


## PACT PERFORMANCE

Our School Middle Schools with Students Like Ours Middle schools statewide



## NAEP PERFORMANCE\*

\* Performance reported for SC and nation, data not available at school level. Percentages at NAEP Achievement Levels.



## END OF COURSE TESTS - 2008

% of students scoring 70 or above on:	Our Middle School	Middle Schools with Students Like Ours
Algebra 1/Math for the Technologies 2	100.0%	95.5%
English 1	0%	95.6%
Physical Science	0%	50.0%
All Subjects	100.0%	95.7%

## SC PERFORMANCE GOAL

2010 Goal:  
*By 2010, SC's student achievement will be ranked in the top half of the states nationally. To achieve this goal, we must become one of the fastest improving systems in the country.*

2020 Goal: TBD

### Abbreviations Key

N/A Not Applicable N/AV Not Available N/C Not Collected N/R Not Reported I/S Insufficient Sample TBD To be determined  
 NI Newly Identified CSI Continuing School Improvement CA Corrective Action RP Plan to Restructure R Restructure DELAY School Improvement Status HOLD School Improvement Status

# Blythewood Middle [Richland 2]

## SCHOOL PROFILE

	Our School	Change from Last Year	Middle Schools with Students Like Ours	Median Middle School
<b>Students (n=960)</b>				
Students enrolled in high school credit courses (grades 7 & 8)	66.8%	Up from 49.5%	35.5%	19.4%
Retention rate	1.6%	Down from 1.8%	1.2%	1.8%
Attendance rate	96.7%	Up from 96.5%	96.7%	95.8%
Eligible for gifted and talented	25.6%	No Change	27.6%	15.3%
With disabilities other than speech	8.9%	Down from 9.5%	8.9%	12.9%
Out-of-school suspensions or expulsions for violent &/or criminal offenses	1.7%	Down from 2.5%	1.0%	0.7%
Annual dropout rate	0.0%	Down from 0.2%	0.0%	0.0%
<b>Teachers (n=63)</b>				
Teachers with advanced degrees	73.0%	Down from 76.6%	59.4%	55.0%
Continuing contract teachers	66.7%	Down from 79.7%	75.0%	70.6%
Teachers with emergency or provisional certificates	3.9%	Up from 3.6%	3.4%	5.4%
Teachers returning from previous year	85.3%	Up from 82.2%	85.3%	83.4%
Teacher attendance rate	95.3%	Down from 96.7%	95.3%	94.9%
Average teacher salary	\$47,758	Down 1.8%	\$45,980	\$44,706
Classes not taught by highly qualified teachers	0.0%	No Change	1.4%	2.9%
<b>School</b>				
Principal's years at school	9.0	Up from 8.0	7.0	3.0
Student-teacher ratio in core subjects	19.0 to 1	Down from 23.4 to 1	22.0 to 1	20.1 to 1
Prime instructional time	90.5%	Down from 92.1%	90.1%	89.3%
Opportunities in the arts	Good	No Change	Good	Good
SACS accreditation	Yes	No Change	Yes	Yes
Character development program	Excellent	No Change	Excellent	Good
Dollars spent per pupil*	\$6,571	Down 6.0%	\$6,292	\$7,097
Percent of expenditures for instruction*	70.0%	Up from 68.5%	65.7%	64.4%
Percent of expenditures for teacher salaries*	66.3%	Up from 64.9%	60.9%	59.4%
% of AYP objectives met	71.4%		76.2%	69.0%

\* Prior year audited financial data available.

## EVALUATION RESULTS

	Teachers	Students*	Parents*
Number of surveys returned	50	220	127
Percent satisfied with learning environment	98.0%	84.3%	89.3%
Percent satisfied with social and physical environment	100.0%	81.1%	84.9%
Percent satisfied with school-home relations	100.0%	84.3%	78.6%

\*Only students at the highest middle school grade level at this school and their parents were included.

## REPORT OF PRINCIPAL AND SCHOOL IMPROVEMENT COUNCIL

At Blythewood Middle School, the school and community support each other producing an environment that maximizes the intellectual, physical and emotional growth of our students. We are committed to the development of the unique potential of each student through a comprehensive and challenging academic program that embraces the best of traditional and innovative practices.

We were proud to be named as a School to Watch by the National Forum for Middle Grades Reform earlier this year. This prestigious national honor was based on a rigorous review of our school in the areas of academic excellence, developmental responsiveness, social equity and structures. Blythewood Middle becomes one of three schools in the state to receive this honor along with 123 schools nationwide.

We were also recognized this year for our outstanding literacy program by being named as a finalist for the state's Exemplary Reading Award along with efforts in closing the achievement gap by the Education Oversight Committee. Our Teacher of the Year, Sherri Whitlock, served as the District Teacher of the Year, while Mrs. Nancy Donny was recognized as one of the state's top reading teachers.

Our students continued to excel at local, state, and national competitions throughout the 2007-2008 school year, maintaining a tradition of excellence. Students sustained efforts to make significant contributions to our community through service projects. This year we expanded our scope to the international arena through a service project in Haiti.

Blythewood Middle School continues to offer students a tailored academic program of study to meet their individual needs. We encourage your participation in school activities and appreciate your continued support as we work together to provide the best educational opportunities for our students.

Nancy Gregory, Principal  
Rodney Reid, SIC Chairperson

Comprehensive detail, including definitions of rating, performance criteria, and explanations of status, is available on [www.ed.sc.gov](http://www.ed.sc.gov) and [www.eoc.sc.gov](http://www.eoc.sc.gov) as well as school and school district websites.

Printed versions are available from school districts upon request.

### Abbreviations Key

N/A Not Applicable N/AV Not Available N/C Not Collected N/R Not Reported I/S Insufficient Sample TBD To be determined  
NI Newly Identified CSI Continuing School Improvement CA Corrective Action RP Plan to Restructure R Restructure DELAY School Improvement Status HOLD School Improvement Status