



SC Annual School Report Card Summary

Dent Middle
 Richland 2
 Grades: 6-8 Enrollment: 1,278
 Principal: Randall R. Gary
 Superintendent: Dr. Stephen Hefner
 Board Chair: Stephen Shellenberg

PERFORMANCE

Comprehensive detail, including definitions of ratings, performance criteria, and explanations of status, is available on www.ed.sc.gov and www.eoc.sc.gov as well as school and school district websites. Printed versions are available from school districts upon request.

YEAR	ABSOLUTE RATING	GROWTH RATING	PALMETTO GOLD/SILVER AWARD	AYP STATUS	NCLB IMPROVEMENT STATUS
2008	Average	Below Average	TBD	Not Met	N/A
2007	Average	At-Risk	N/A	Not Met	N/A
2006	Average	Below Average	N/A	Not Met	N/A

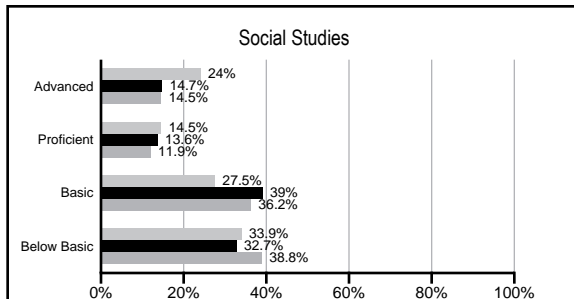
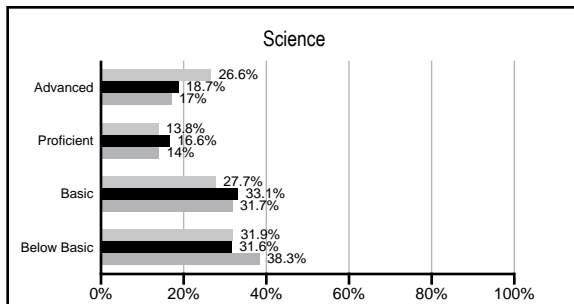
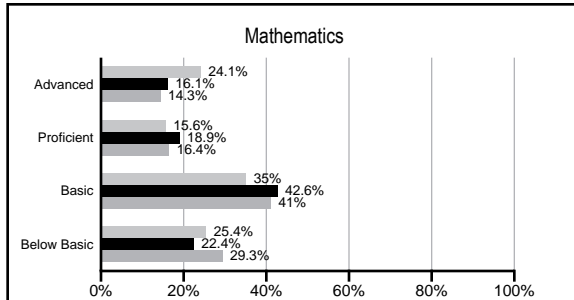
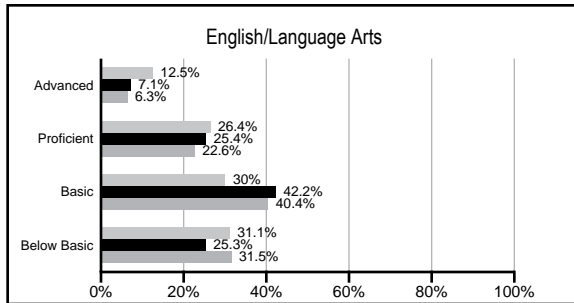
ABSOLUTE RATINGS OF MIDDLE SCHOOLS WITH STUDENTS LIKE OURS*

EXCELLENT	GOOD	AVERAGE	BELOW AVERAGE	AT-RISK
0	0	18	17	1

* Ratings are calculated with data available by 03/02/2009. Schools with Students like Ours are Middle Schools with poverty indices of no more than 5% above or below the index for this school.

PACT PERFORMANCE


Our School Middle Schools with Students Like Ours Middle schools statewide




NAEP PERFORMANCE*

* Performance reported for SC and nation, data not available at school level. Percentages at NAEP Achievement Levels.


READING - GRADE 8 (2007)



MATH - GRADE 8 (2007)



SCIENCE - GRADE 8 (2005)



END OF COURSE TESTS - 2008

% of students scoring 70 or above on:	Our Middle School	Middle Schools with Students Like Ours
Algebra 1/Math for the Technologies 2	99.3%	97.9%
English 1	0%	96.8%
Physical Science	0%	79.0%
All Subjects	99.3%	97.2%

SC PERFORMANCE GOAL

2010 Goal:

By 2010, SC's student achievement will be ranked in the top half of the states nationally. To achieve this goal, we must become one of the fastest improving systems in the country.

2020 Goal: TBD

Abbreviations Key

N/A Not Applicable N/AV Not Available N/C Not Collected N/R Not Reported I/S Insufficient Sample TBD To be determined
 NI Newly Identified CSI Continuing School Improvement CA Corrective Action RP Plan to Restructure R Restructure DELAY School Improvement Status HOLD School Improvement Status

Dent Middle [Richland 2]

SCHOOL PROFILE

	Our School	Change from Last Year	Middle Schools with Students Like Ours	Median Middle School
Students (n=1,278)				
Students enrolled in high school credit courses (grades 7 & 8)	47.6%	Down from 48.4%	27.7%	19.4%
Retention rate	1.2%	Down from 2.1%	1.7%	1.8%
Attendance rate	98.4%	Up from 97.0%	95.8%	95.8%
Eligible for gifted and talented	18.9%	Up from 18.0%	18.7%	15.3%
With disabilities other than speech	8.8%	Up from 8.1%	13.1%	12.9%
Out-of-school suspensions or expulsions for violent &/or criminal offenses	3.8%	Up from 1.7%	0.8%	0.7%
Annual dropout rate	0.0%	No Change	0.0%	0.0%
Teachers (n=91)				
Teachers with advanced degrees	70.3%	Up from 69.2%	57.6%	55.0%
Continuing contract teachers	53.8%	Down from 63.7%	74.4%	70.6%
Teachers with emergency or provisional certificates	12.0%	Up from 9.9%	4.7%	5.4%
Teachers returning from previous year	76.1%	Up from 75.4%	87.0%	83.4%
Teacher attendance rate	95.9%	Down from 96.5%	95.1%	94.9%
Average teacher salary	\$46,792	Up 6.7%	\$45,344	\$44,706
Classes not taught by highly qualified teachers	4.0%	Up from 2.2%	0.5%	2.9%
School				
Principal's years at school	7.0	Up from 6.0	4.0	3.0
Student-teacher ratio in core subjects	20.0 to 1	Up from 18.7 to 1	22.5 to 1	20.1 to 1
Prime instructional time	93.0%	Up from 92.6%	89.3%	89.3%
Opportunities in the arts	Excellent	No Change	Good	Good
SACS accreditation	Yes	No Change	Yes	Yes
Character development program	Average	No Change	Good	Good
Dollars spent per pupil*	\$7,893	Up 14.8%	\$6,560	\$7,097
Percent of expenditures for instruction*	68.7%	Down from 73.7%	64.0%	64.4%
Percent of expenditures for teacher salaries*	63.1%	Down from 67.8%	59.8%	59.4%
% of AYP objectives met	64.5%		71.4%	69.0%

* Prior year audited financial data available.

EVALUATION RESULTS

	Teachers	Students*	Parents*
Number of surveys returned	81	348	178
Percent satisfied with learning environment	88.8%	73.3%	88.0%
Percent satisfied with social and physical environment	96.3%	78.9%	82.2%
Percent satisfied with school-home relations	81.3%	82.4%	80.7%

*Only students at the highest middle school grade level at this school and their parents were included.

REPORT OF PRINCIPAL AND SCHOOL IMPROVEMENT COUNCIL

Dent Middle School, in partnership with its students, families, and community, provides each student a comprehensive, quality education in a supportive environment by offering relevant, challenging learning experiences that prepare students to become responsible individuals and citizens (DMS Mission Statement – Revised Spring 2008).

The 2007–2008 school year was another wonderful year for Dent Middle School. Our major construction project concluded and resulted in a brand new, state of the art facility. Moving into our new facility ended two years of construction and successfully consolidated our campus. Our community joined us in the dedication of our new facility that not only recapped the rich history of Dent Middle School but showcased our superb student talent as we reminisced the years through music and dance.

Our students had a very successful year at Dent. We boasted an all time high of 109 eighth graders being recognized as Junior Scholars. As in past years, Dent students performed exceptionally well at the Regional Science Fair and led all middle schools with first place awards. The TWO Academies, our single gender magnet program, was recognized by the State Department of Education for its implementation of effective single gender initiatives. Dent's Symphonic Band received Superior ratings at both the South Carolina Band Directors' Association and Carowinds Festivals. Several Dent band members were chosen for All Region and All State Bands, and four students received Superior ratings at the Solo and Ensemble Festival. The Dent Middle School Orchestra received a Superior rating at their Concert Festival as well. Dent's student-designed literary magazine, Shine!, won multiple state awards for their publication that consisted primarily of student writings and art. Our steel drum band continues to impress audiences across the state with their smooth, Caribbean beats, quickly becoming one of our more popular performing groups.

For over eighty years, Dent Middle School has been a catalyst for fostering dedication and hard work for our teachers and students. We will continue to demonstrate a committed effort toward communicating our school's vision and values, improving student achievement, and exhibiting pride in accomplishing our goals. The 2008–2009 school year promises to be one of continued growth and success.

Randall R. Gary, Principal
Kyle Meetze, SIC Chair

Comprehensive detail, including definitions of rating, performance criteria, and explanations of status, is available on www.ed.sc.gov and www.eoc.sc.gov as well as school and school district websites.

Printed versions are available from school districts upon request.

Abbreviations Key

N/A Not Applicable N/AV Not Available N/C Not Collected N/R Not Reported I/S Insufficient Sample TBD To be determined
NI Newly Identified CSI Continuing School Improvement CA Corrective Action RP Plan to Restructure R Restructure DELAY School Improvement Status HOLD School Improvement Status