



SC Annual School Report Card Summary

Pendergrass Fairwold School
Richland 1
Grades: 7-12 **Enrollment: 78**
Principal: Patricia W. Brown
Superintendent: Dr. Percy Mack
Board Chair: Wendy Brawley

PERFORMANCE

Comprehensive detail, including definitions of ratings, performance criteria, and explanations of status, is available on www.ed.sc.gov and www.eoc.sc.gov as well as school and school district websites. Printed versions are available from school districts upon request.

YEAR	ABSOLUTE RATING	GROWTH RATING	PALMETTO GOLD/SILVER AWARD	AYP STATUS	NCLB IMPROVEMENT STATUS
2008	N/A	N/A	TBD	Not Met	N/A
2007	N/A	N/A	N/A	Not Met	N/A
2006	N/A	N/A	N/A	Not Met	N/A

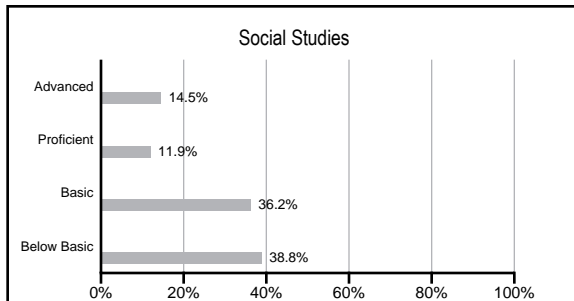
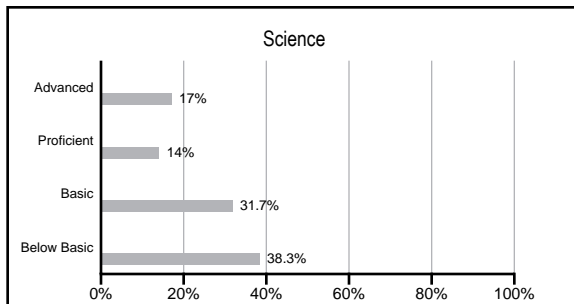
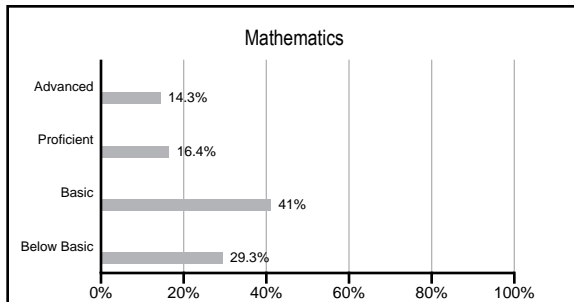
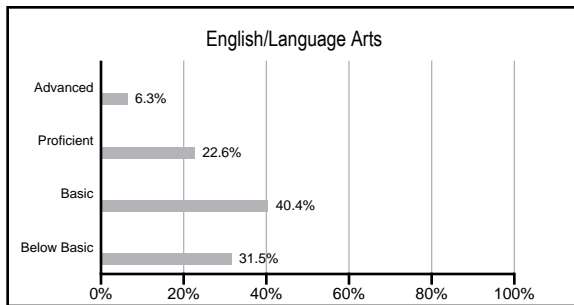
ABSOLUTE RATINGS OF MIDDLE SCHOOLS WITH STUDENTS LIKE OURS*

EXCELLENT	GOOD	AVERAGE	BELOW AVERAGE	AT-RISK
0	0	0	0	0

* Ratings are calculated with data available by 03/02/2009. Schools with Students like Ours are Middle Schools with poverty indices of no more than 5% above or below the index for this school.


PACT PERFORMANCE

Our School
 Middle Schools with Students Like Ours
 Middle schools statewide



NAEP PERFORMANCE*

* Performance reported for SC and nation, data not available at school level. Percentages at NAEP Achievement Levels.



END OF COURSE TESTS - 2008

% of students scoring 70 or above on:	Our Middle School	Middle Schools with Students Like Ours
Algebra 1/Math for the Technologies 2	0%	0%
English 1	0%	0%
Physical Science	0%	0%
All Subjects	0%	0%

SC PERFORMANCE GOAL

2010 Goal:
By 2010, SC's student achievement will be ranked in the top half of the states nationally. To achieve this goal, we must become one of the fastest improving systems in the country.

2020 Goal: TBD

Abbreviations Key

N/A Not Applicable N/AV Not Available N/C Not Collected N/R Not Reported I/S Insufficient Sample TBD To be determined
 NI Newly Identified CSI Continuing School Improvement CA Corrective Action RP Plan to Restructure R Restructure DELAY School Improvement Status HOLD School Improvement Status

Pendergrass Fairwold School [Richland 1]

SCHOOL PROFILE

	Our School	Change from Last Year	Middle Schools with Students Like Ours	Median Middle School
Students (n=78)				
Students enrolled in high school credit courses (grades 7 & 8)	0.0%	No Change	12.2%	19.4%
Retention rate	62.8%	N/A	3.4%	1.8%
Attendance rate	94.7%	Up from 92.5%	95.0%	95.8%
Eligible for gifted and talented	0.0%	No Change	3.8%	15.3%
With disabilities other than speech	81.2%	Up from 0.0%	13.4%	12.9%
Out-of-school suspensions or expulsions for violent &/or criminal offenses	0.0%	No Change	0.8%	0.7%
Annual dropout rate	N/A	N/A	0.0%	0.0%
Teachers (n=14)				
Teachers with advanced degrees	71.4%	Up from 63.6%	55.4%	55.0%
Continuing contract teachers	78.6%	Down from 81.8%	56.5%	70.6%
Teachers with emergency or provisional certificates	7.1%	Down from 9.1%	18.2%	5.4%
Teachers returning from previous year	78.3%	Up from 75.8%	76.3%	83.4%
Teacher attendance rate	95.7%	Down from 96.1%	94.8%	94.9%
Average teacher salary	\$53,850	Up 0.6%	\$43,315	\$44,706
Classes not taught by highly qualified teachers	N/A	N/A	9.3%	2.9%
School				
Principal's years at school	7.0	Up from 6.0	2.0	3.0
Student-teacher ratio in core subjects	9.8 to 1	Up from 7.3 to 1	15.3 to 1	20.1 to 1
Prime instructional time	90.0%	Up from 88.1%	88.8%	89.3%
Opportunities in the arts	Good	No Change	Good	Good
SACS accreditation	Yes	No Change	Yes	Yes
Character development program	Good	No Change	Good	Good
Dollars spent per pupil*	\$45,544	Down 2.2%	\$9,498	\$7,097
Percent of expenditures for instruction*	53.4%	Down from 54.3%	62.3%	64.4%
Percent of expenditures for teacher salaries*	51.6%	Down from 52.4%	54.4%	59.4%
% of AYP objectives met	0.0%		53.8%	69.0%

* Prior year audited financial data available.

EVALUATION RESULTS

	Teachers	Students*	Parents*
Number of surveys returned	11	0	8
Percent satisfied with learning environment	100.0%	N/R	I/S
Percent satisfied with social and physical environment	100.0%	N/R	I/S
Percent satisfied with school-home relations	54.5%	N/R	I/S

*Only students at the highest middle school grade level at this school and their parents were included.

REPORT OF PRINCIPAL AND SCHOOL IMPROVEMENT COUNCIL

Pendergrass Fairwold School serves medically fragile, severely mentally and physically disabled students from ages 3-21 and students ages 18 to 21 who require significant supportive programming to successfully transition from school to work or community living. All students receive special education and related services according to their Individual Education Plan (IEP) and are monitored for progress according to the guidelines of their individual IEP.

Our focus for students has been to build a foundation of required skills, encourage and train students to participate in community partnerships where they learn to complete work tasks according to schedules and employer specifications. Our students are participating in volunteer work where they learn to participate in functional activities such as assembly projects, packaging tasks, and aluminum can and paper recycling. Those physically unable to participate in the tasks are trained to attend to scheduled tasks and use a variety of body language or assistive technology to indicate their awareness of tasks in their environment.

This year our staff has incorporated scheduled greenhouse and cooking activities into our curriculum. We feel that these activities will help our students develop awareness of their environment, which will help them be more successful on the SC-Alt testing administered each spring. They are consistently made aware of math and science in their daily lives as they plant and nurture in the greenhouse and measure and prepare dishes in the kitchen.

We will continue to incorporate best practices and emerging trends into our staff development program. Our training will continue to focus on ways to make our instruction meaningful and functional to students who will need to maximize their potential to live as independently as possible.

Comprehensive detail, including definitions of rating, performance criteria, and explanations of status, is available on www.ed.sc.gov and www.eoc.sc.gov as well as school and school district websites.

Printed versions are available from school districts upon request.

Abbreviations Key

N/A Not Applicable N/AV Not Available N/C Not Collected N/R Not Reported I/S Insufficient Sample TBD To be determined
 NI Newly Identified CSI Continuing School Improvement CA Corrective Action RP Plan to Restructure R Restructure DELAY School Improvement Status HOLD School Improvement Status