



SC Annual School Report Card Summary

Midlands Math & Business Academy
Richland 1
Grades: 4-8 Enrollment: 138
Principal: Michelle Spradley
Superintendent: Dr. Percy Mack
Board Chair: Wendy Brawley

PERFORMANCE

Comprehensive detail, including definitions of ratings, performance criteria, and explanations of status, is available on www.ed.sc.gov and www.eoc.sc.gov as well as school and school district websites. Printed versions are available from school districts upon request.

YEAR	ABSOLUTE RATING	GROWTH RATING	PALMETTO GOLD/SILVER AWARD	AYP STATUS	NCLB IMPROVEMENT STATUS
2008	At-Risk	Average	TBD	Not Met	N/A
2007	At-Risk	At-Risk	N/A	Not Met	N/A
2006	At-Risk	Good	N/A	Not Met	N/A

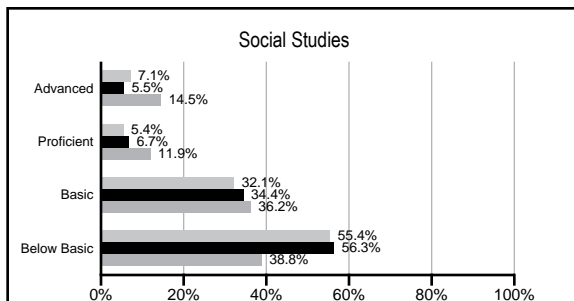
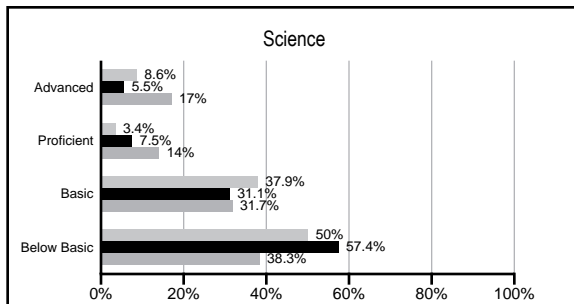
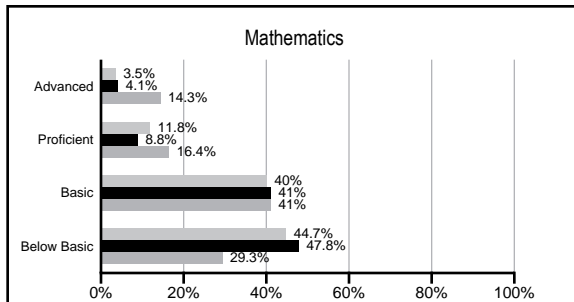
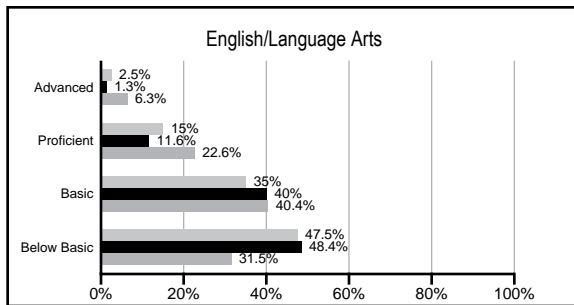
ABSOLUTE RATINGS OF MIDDLE SCHOOLS WITH STUDENTS LIKE OURS*

EXCELLENT	GOOD	AVERAGE	BELOW AVERAGE	AT-RISK
0	0	1	3	49

* Ratings are calculated with data available by 03/02/2009. Schools with Students like Ours are Middle Schools with poverty indices of no more than 5% above or below the index for this school.


PACT PERFORMANCE

Our School Middle Schools with Students Like Ours Middle schools statewide



NAEP PERFORMANCE*

* Performance reported for SC and nation, data not available at school level. Percentages at NAEP Achievement Levels.



END OF COURSE TESTS - 2008

% of students scoring 70 or above on:	Our Middle School	Middle Schools with Students Like Ours
Algebra 1/Math for the Technologies 2	40.0%	84.3%
English 1	0%	81.1%
Physical Science	0%	56.8%
All Subjects	40.0%	81.4%

SC PERFORMANCE GOAL

2010 Goal:
By 2010, SC's student achievement will be ranked in the top half of the states nationally. To achieve this goal, we must become one of the fastest improving systems in the country.

2020 Goal: TBD

Abbreviations Key

N/A Not Applicable N/AV Not Available N/C Not Collected N/R Not Reported I/S Insufficient Sample TBD To be determined
 NI Newly Identified CSI Continuing School Improvement CA Corrective Action RP Plan to Restructure R Restructure DELAY School Improvement Status HOLD School Improvement Status

Midlands Math & Business Academy [Richland 1]

SCHOOL PROFILE

	Our School	Change from Last Year	Middle Schools with Students Like Ours	Median Middle School
Students (n=138)				
Students enrolled in high school credit courses (grades 7 & 8)	10.7%	Down from 17.5%	11.5%	19.4%
Retention rate	2.3%	Down from 6.4%	3.4%	1.8%
Attendance rate	97.0%	Up from 95.4%	95.1%	95.8%
Eligible for gifted and talented	0.0%	No Change	4.8%	15.3%
With disabilities other than speech	7.6%	Up from 4.3%	13.9%	12.9%
Out-of-school suspensions or expulsions for violent &/or criminal offenses	0.0%	No Change	0.7%	0.7%
Annual dropout rate	0.0%	No Change	0.0%	0.0%
Teachers (n=10)				
Teachers with advanced degrees	66.7%	No Change	53.5%	55.0%
Continuing contract teachers	0.0%	N/A	54.4%	70.6%
Teachers with emergency or provisional certificates	0.0%	No Change	19.3%	5.4%
Teachers returning from previous year	73.8%	N/A	76.4%	83.4%
Teacher attendance rate	93.4%	Down from 95.0%	94.8%	94.9%
Average teacher salary	\$32,724	Down 4.7%	\$43,090	\$44,706
Classes not taught by highly qualified teachers	12.8%	Down from 22.2%	8.5%	2.9%
School				
Principal's years at school	4.0	Up from 3.0	2.0	3.0
Student-teacher ratio in core subjects	12.8 to 1	Down from 18.4 to 1	15.9 to 1	20.1 to 1
Prime instructional time	90.0%	Down from 90.2%	88.9%	89.3%
Opportunities in the arts	Fair	Up from Poor	Good	Good
SACS accreditation	Yes	No Change	Yes	Yes
Character development program	At-Risk	Down from Below Average	Good	Good
Dollars spent per pupil*	\$6,400	N/A	\$8,870	\$7,097
Percent of expenditures for instruction*	50.0%	N/A	62.4%	64.4%
Percent of expenditures for teacher salaries*	41.7%	N/A	54.7%	59.4%
% of AYP objectives met	92.3%		53.8%	69.0%

* Prior year audited financial data available.

EVALUATION RESULTS

	Teachers	Students*	Parents*
Number of surveys returned	6	37	22
Percent satisfied with learning environment	83.3%	70.3%	85.7%
Percent satisfied with social and physical environment	83.3%	52.8%	81.8%
Percent satisfied with school-home relations	100.0%	75.7%	90.5%

*Only students at the highest middle school grade level at this school and their parents were included.

REPORT OF PRINCIPAL AND SCHOOL IMPROVEMENT COUNCIL

Midlands Math and Business Academy (MMBA), a public charter school in Richland School District One, has completed its fourth year of operation. Students made significant gains on PACT in 8th grade ELA and 7th grade science. Although students also experienced gains in other subject areas, we are continuously searching for ways to make significant gains across the board.

The percentage of 4th and 5th grade students scoring Basic or above increased in all subject areas except 4th grade science. This amount remained the same. Scores for our 7th grade students increased in all areas except social studies. After careful analysis of our PACT performance data, it appears that the scores of our male students are not improving as much as our female students. We are looking at interventions that may help all of our students progress at a faster pace.

Our students will continue to make gains on PACT and other assessment instruments. MMBA has used several different strategies in order to ensure that our students are being challenged and are continuously improving their academic performance. Several students receive small group instruction during the school day and they participate in after-school tutoring sessions. We have incorporated the SuccessMaker Remediation/Enrichment Program as a daily part of each student's schedule. Each student spends 20 minutes on Math activities and 20 minutes on reading activities. MMBA has also instituted the Failure Free Reading Program for those students who are performing at least two grade levels below in reading comprehension. Another assessment tool that MMBA uses is EduTest by Plato. This software program serves as a benchmark assessment tool in order for teachers to determine the strengths and weaknesses of individual students as well as the class as a whole. All students participate in the assessment and it is given on a quarterly basis.

Students, parents, and MMBA employees have been extremely busy this year with fundraising events for the school. We have also participated in fundraisers for charitable organizations such as St. Jude Children's Hospital Math-A-Thon and The Leukemia Society's Pennies for Patients Drive. We also distributed baskets of food to community members just before Thanksgiving. MMBA students and teachers have also been busy participating in various competitions throughout the school year. One of our 4th grade investment teams won 2nd place in the state's Stock Market Simulation Game. One of our 8th grade students placed first in the College of Charleston's Business Plan competition and received a \$250 cash prize. Another 8th grade student was selected as YES Carolina's Business Student of the year. She and her Business Teacher, who was one of YES Carolina's Business Teachers of the Year, will participate in a weeklong entrepreneur camp at the College of Charleston this summer. We have had several essay winners and one of our students has had several of her works published. MMBA is currently negotiating with community organizations in order to develop partnerships. We have had another successful year and we look forward to many more.

Michelle Spradley, Principal

Comprehensive detail, including definitions of rating, performance criteria, and explanations of status, is available on www.ed.sc.gov and www.eoc.sc.gov as well as school and school district websites.

Printed versions are available from school districts upon request.

Abbreviations Key

N/A Not Applicable N/AV Not Available N/C Not Collected N/R Not Reported I/S Insufficient Sample TBD To be determined
NI Newly Identified CSI Continuing School Improvement CA Corrective Action RP Plan to Restructure R Restructure DELAY School Improvement Status HOLD School Improvement Status