SC Annual School Report Card Summary

Gibbes Middle
Richland 1
Grades: 6-8 **Enrollment: 380**
Principal: Rick Coleman
Superintendent: Dr. Percy Mack
Board Chair: Wendy Brawley

PERFORMANCE

Comprehensive detail, including definitions of ratings, performance criteria, and explanations of status, is available on www.ed.sc.gov and www.eoc.sc.gov as well as school and school district websites. Printed versions are available from school districts upon request.

YEAR	ABSOLUTE RATING	GROWTH RATING	PALMETTO GOLD/SILVER AWARD	AYP STATUS	NCLB IMPROVEMENT STATUS
2008	At-Risk	At-Risk	TBD	Not Met	N/A
2007	At-Risk	Below Average	N/A	Not Met	N/A
2006	At-Risk	Below Average	Silver	Not Met	N/A

ABSOLUTE RATINGS OF MIDDLE SCHOOLS WITH STUDENTS LIKE OURS*

EXCELLENT	GOOD	AVERAGE	BELOW AVERAGE	AT-RISK
0	0	0	4	41

** Ratings are calculated with data available by 03/02/2009. Schools with Students like Ours are Middle Schools with poverty indices of no more than 5% above or below the index for this school.*

PACT PERFORMANCE

Our School | Middle Schools with Students Like Ours | Middle schools statewide

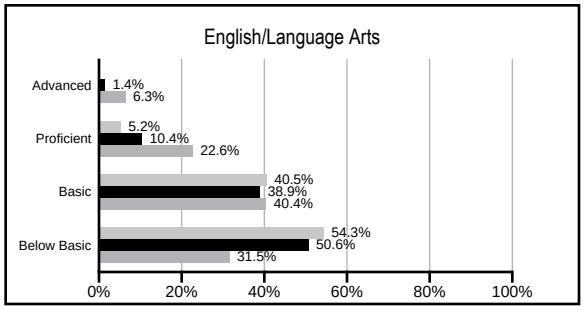

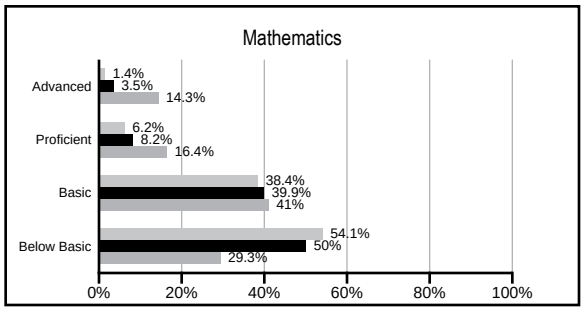

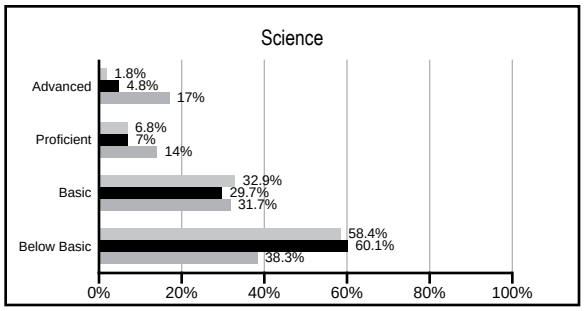

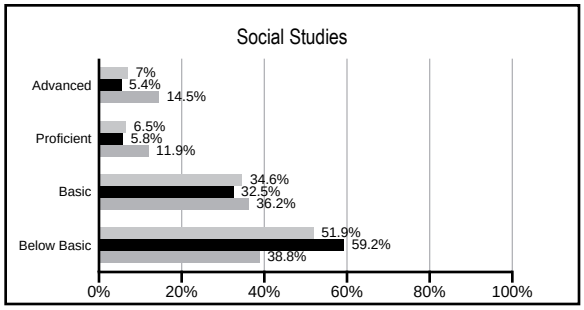

NAEP PERFORMANCE*

** Performance reported for SC and nation, data not available at school level. Percentages at NAEP Achievement Levels.*







END OF COURSE TESTS - 2008

% of students scoring 70 or above on:	Our Middle School	Middle Schools with Students Like Ours
Algebra 1/Math for the Technologies 2	83.9%	83.5%
English 1	0%	83.4%
Physical Science	0%	39.5%
All Subjects	83.9%	80.8%

SC PERFORMANCE GOAL

2010 Goal:
By 2010, SC's student achievement will be ranked in the top half of the states nationally. To achieve this goal, we must become one of the fastest improving systems in the country.

2020 Goal: TBD

Abbreviations Key
N/A Not Applicable **N/AV** Not Available **N/C** Not Collected **N/R** Not Reported **I/S** Insufficient Sample **TBD** To be determined
NI Newly Identified **CSI** Continuing School Improvement **CA** Corrective Action **RP** Plan to Restructure **R** Restructure **DELAY** School Improvement Status **HOLD** School Improvement Status

Gibbes Middle [Richland 1]

SCHOOL PROFILE

	Our School	Change from Last Year	Middle Schools with Students Like Ours	Median Middle School
Students (n=380)				
Students enrolled in high school credit courses (grades 7 & 8)	9.3%	Down from 19.6%	11.8%	19.4%
Retention rate	2.6%	Down from 2.9%	3.3%	1.8%
Attendance rate	94.0%	No Change	95.2%	95.8%
Eligible for gifted and talented	6.8%	Down from 7.5%	4.7%	15.3%
With disabilities other than speech	15.0%	Up from 14.0%	13.4%	12.9%
Out-of-school suspensions or expulsions for violent &/or criminal offenses	0.8%	Down from 1.0%	1.0%	0.7%
Annual dropout rate	0.7%	Up from 0.0%	0.0%	0.0%
Teachers (n=40)				
Teachers with advanced degrees	75.0%	Up from 62.2%	54.3%	55.0%
Continuing contract teachers	52.5%	Down from 70.3%	54.8%	70.6%
Teachers with emergency or provisional certificates	6.1%	Down from 12.5%	19.1%	5.4%
Teachers returning from previous year	78.7%	Down from 84.5%	76.4%	83.4%
Teacher attendance rate	93.2%	Down from 95.1%	94.8%	94.9%
Average teacher salary	$49,745	Up 11.1%	$43,167	$44,706
Classes not taught by highly qualified teachers	4.7%	No Change	8.3%	2.9%
School				
Principal's years at school	11.0	Up from 10.0	2.0	3.0
Student-teacher ratio in core subjects	16.5 to 1	Up from 16.1 to 1	15.8 to 1	20.1 to 1
Prime instructional time	86.1%	Down from 87.9%	89.0%	89.3%
Opportunities in the arts	Excellent	No Change	Good	Good
SACS accreditation	Yes	No Change	Yes	Yes
Character development program	Excellent	Up from Below Average	Good	Good
Dollars spent per pupil*	$9,662	Down 3.4%	$9,135	$7,097
Percent of expenditures for instruction*	67.7%	Down from 68.3%	62.3%	64.4%
Percent of expenditures for teacher salaries*	63.5%	Up from 60.1%	54.1%	59.4%
% of AYP objectives met	52.9%		53.8%	69.0%

* Prior year audited financial data available.

EVALUATION RESULTS

	Teachers	Students*	Parents*
Number of surveys returned	32	98	57
Percent satisfied with learning environment	65.6%	77.6%	82.1%
Percent satisfied with social and physical environment	87.5%	80.2%	62.5%
Percent satisfied with school-home relations	38.7%	79.4%	75.9%

*Only students at the highest middle school grade level at this school and their parents were included.

REPORT OF PRINCIPAL AND SCHOOL IMPROVEMENT COUNCIL

Heyward Gibbes Middle School is completing its first full year in our state-of-the-art facility. Our return to the community has strengthened our resolve to accomplish our goal of 100% of students in grades 6-8 scoring Basic or above on the Palmetto Achievement Challenge Test (PACT) in all content areas on or before 2010. Our school opened this year with 90% of core subject classrooms with SMART Boards interactive technology to facilitate whole-class and small-group learning, visual representations, and collaboration between students and teachers. Students may participate in a variety of sports and extra-curricular offerings.

Our new parent/community coordinator, social worker and attendance clerk have worked diligently for improved parental involvement and an increase student attendance. Embracing communication between teacher and parent is critical for the success of our students; teachers post assignments and projects on their Web sites. Parents may contact them by e-mail, telephone, voice mail, or personal conferences. Parent and community technology workshops have aided our parents to improve their technology skills. Faculty, staff and students participated in a variety of community service projects through our Guidance Department (Harvest Hope, Nurturing Center, Book Drive for Pre-school, and Pennies for Patients).

The school's business partnership with Wachovia Bank will continue for the 2008-2009 year. Wachovia volunteers help the school in numerous ways, including keeping the school store stocked with materials for students. The Time Warner Cable partnership Time to Read, Literacy/Mentoring Program has provided parents, teachers, and community volunteers with opportunities to promote students' literacy skills by making reading interesting and fun.

GMS students and staff continued to receive recognition and awards. Among these were winners of the Healthy SC Challenge, recognition from Middle School Scholars, South Carolina Junior Scholars, District Middle School Honors Band, SC Region Three Junior Band, Richland County School District One Middle School Academic Bowl, and Visual Literacy Festival winners as well as other district-sponsored events.

Gibbes Middle School appreciates your continued support as we stay the course in our commitment to continuous improvement to provide the best educational opportunities for our students.

Mr. Charles Bickley, SIC Chairperson
Mr. Rick Coleman, Principal

Comprehensive detail, including definitions of rating, performance criteria, and explanations of status, is available on www.ed.sc.gov and www.eoc.sc.gov as well as school and school district websites.

Printed versions are available from school districts upon request.

Abbreviations Key

N/A Not Applicable **N/AV** Not Available **N/C** Not Collected **N/R** Not Reported **I/S** Insufficient Sample **TBD** To be determined
NI Newly Identified **CSI** Continuing School Improvement **CA** Corrective Action **RP** Plan to Restructure **R** Restructure **DELAY** School Improvement Status **HOLD** School Improvement Status