



# SC Annual School Report Card Summary

Alcorn Middle  
 Richland 1  
 Grades: 6-8 Enrollment: 390  
 Principal: Baron Davis  
 Superintendent: Dr. Percy Mack  
 Board Chair: Wendy Brawley

## PERFORMANCE

Comprehensive detail, including definitions of ratings, performance criteria, and explanations of status, is available on [www.ed.sc.gov](http://www.ed.sc.gov) and [www.eoc.sc.gov](http://www.eoc.sc.gov) as well as school and school district websites. Printed versions are available from school districts upon request.

YEAR	ABSOLUTE RATING	GROWTH RATING	PALMETTO GOLD/SILVER AWARD	AYP STATUS	NCLB IMPROVEMENT STATUS
2008	At-Risk	At-Risk	TBD	Not Met	N/A
2007	At-Risk	At-Risk	N/A	Not Met	N/A
2006	At-Risk	At-Risk	N/A	Not Met	N/A

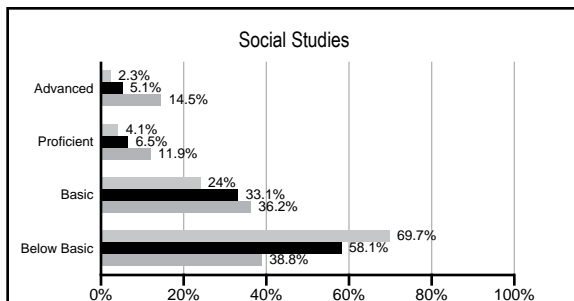
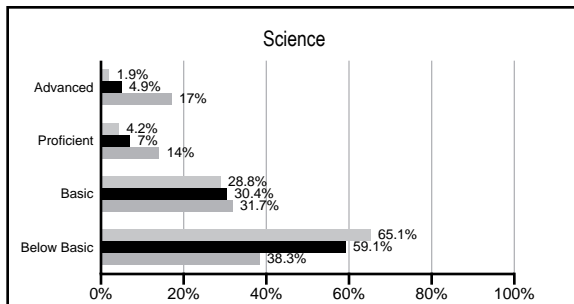
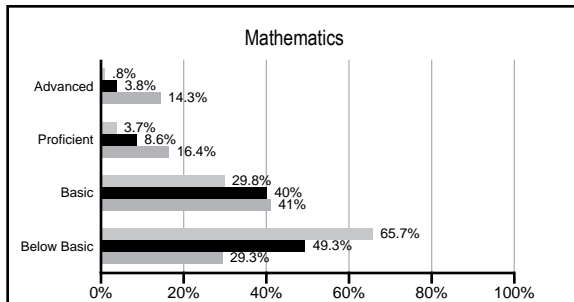
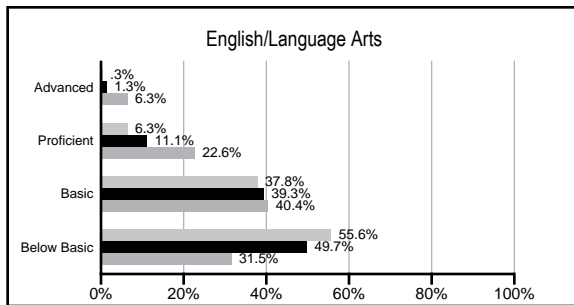
## ABSOLUTE RATINGS OF MIDDLE SCHOOLS WITH STUDENTS LIKE OURS\*

EXCELLENT	GOOD	AVERAGE	BELOW AVERAGE	AT-RISK
0	0	0	4	51

\* Ratings are calculated with data available by 03/02/2009. Schools with Students like Ours are Middle Schools with poverty indices of no more than 5% above or below the index for this school.


## PACT PERFORMANCE

Our School Middle Schools with Students Like Ours Middle schools statewide



## NAEP PERFORMANCE\*

\* Performance reported for SC and nation, data not available at school level. Percentages at NAEP Achievement Levels.



## END OF COURSE TESTS - 2008

% of students scoring 70 or above on:	Our Middle School	Middle Schools with Students Like Ours
Algebra 1/Math for the Technologies 2	43.5%	84.2%
English 1	0%	81.4%
Physical Science	0%	37.9%
All Subjects	43.5%	80.8%

## SC PERFORMANCE GOAL

2010 Goal:  
*By 2010, SC's student achievement will be ranked in the top half of the states nationally. To achieve this goal, we must become one of the fastest improving systems in the country.*

2020 Goal: TBD

### Abbreviations Key

N/A Not Applicable N/AV Not Available N/C Not Collected N/R Not Reported I/S Insufficient Sample TBD To be determined  
 NI Newly Identified CSI Continuing School Improvement CA Corrective Action RP Plan to Restructure R Restructure DELAY School Improvement Status HOLD School Improvement Status

# Alcorn Middle [Richland 1]

## SCHOOL PROFILE

	Our School	Change from Last Year	Middle Schools with Students Like Ours	Median Middle School
<b>Students (n=390)</b>				
Students enrolled in high school credit courses (grades 7 & 8)	35.2%	Down from 43.3%	11.3%	19.4%
Retention rate	3.4%	Up from 1.5%	3.4%	1.8%
Attendance rate	93.3%	Down from 93.5%	95.1%	95.8%
Eligible for gifted and talented	8.0%	Up from 7.6%	4.7%	15.3%
With disabilities other than speech	12.3%	Up from 10.5%	13.5%	12.9%
Out-of-school suspensions or expulsions for violent &/or criminal offenses	4.1%	Up from 0.4%	0.8%	0.7%
Annual dropout rate	0.0%	No Change	0.0%	0.0%
<b>Teachers (n=38)</b>				
Teachers with advanced degrees	63.2%	Up from 43.9%	54.3%	55.0%
Continuing contract teachers	60.5%	Up from 53.7%	54.5%	70.6%
Teachers with emergency or provisional certificates	19.4%	Down from 25.0%	19.1%	5.4%
Teachers returning from previous year	71.8%	Down from 79.9%	76.4%	83.4%
Teacher attendance rate	94.8%	Up from 93.7%	94.8%	94.9%
Average teacher salary	\$48,022	Up 8.1%	\$43,090	\$44,706
Classes not taught by highly qualified teachers	14.2%	Down from 24.1%	8.3%	2.9%
<b>School</b>				
Principal's years at school	0.5	Down from 1.0	2.0	3.0
Student-teacher ratio in core subjects	17.2 to 1	Up from 13.1 to 1	15.8 to 1	20.1 to 1
Prime instructional time	85.0%	Down from 85.4%	88.9%	89.3%
Opportunities in the arts	Excellent	No Change	Good	Good
SACS accreditation	Yes	No Change	Yes	Yes
Character development program	Excellent	Up from Average	Good	Good
Dollars spent per pupil*	\$9,032	Down 5.4%	\$9,032	\$7,097
Percent of expenditures for instruction*	66.0%	Down from 66.5%	62.4%	64.4%
Percent of expenditures for teacher salaries*	61.1%	Up from 58.0%	54.7%	59.4%
% of AYP objectives met	47.1%		53.8%	69.0%

\* Prior year audited financial data available.

## EVALUATION RESULTS

	Teachers	Students*	Parents*
Number of surveys returned	39	96	53
Percent satisfied with learning environment	51.3%	60.0%	53.8%
Percent satisfied with social and physical environment	46.2%	59.6%	59.2%
Percent satisfied with school-home relations	23.7%	72.3%	64.7%

\*Only students at the highest middle school grade level at this school and their parents were included.

## REPORT OF PRINCIPAL AND SCHOOL IMPROVEMENT COUNCIL

The faculty, staff, students, and parents of Alcorn Middle School had a difficult year. The school suffered the loss of several staff members, including the principal. In spite of these tragic events, the Alcorn family persevered and successfully completed our highest priorities including: the administration of the PACT, End-of-Course Exams in Algebra I, and final exams; the student activities calendar; and 2008 – 2009 student registration (including rising 6th graders) and master schedule.

The 2007 – 2008 was the first year our school was under state review because of the lack of expected academic progress for three consecutive years. The school along with the district formulated and implemented a state-approved plan titled A+ Schools Project for immediate and continuous improvement.

As part of the A+ Schools Project, the district and state earmarked additional resources and support. District support included, but was not limited to, priority staff; extended school days; extended school year; additional contract time for teacher training; student support teams to provide one-on-one and small group tutoring; new materials and strategies that focus on reading and writing achievement; a computer loan program; a positive behavior instructional system; an incentive program for student achievement, behavior, and attendance; and a full-time parent/community liaison.

While the data from the implementation of strategies for school improvement have not yet been completely captured for analysis, the Alcorn family remains committed, despite the recent hardships, to continue efforts to increase student achievement, to recruit and retain highly-qualified teachers and staff, to offer faculty and staff professional development experiences that will improve their performance, to increase parental involvement, and to initiate and enhance community partnerships.

Dr. Carlos L. Smith, Principal (Interim)      Ms. Tammie Samuel, SIC Chair

Comprehensive detail, including definitions of rating, performance criteria, and explanations of status, is available on [www.ed.sc.gov](http://www.ed.sc.gov) and [www.eoc.sc.gov](http://www.eoc.sc.gov) as well as school and school district websites.

Printed versions are available from school districts upon request.

### Abbreviations Key

N/A Not Applicable    N/AV Not Available    N/C Not Collected    N/R Not Reported    I/S Insufficient Sample    TBD To be determined  
 NI Newly Identified    CSI Continuing School Improvement    CA Corrective Action    RP Plan to Restructure    R Restructure    DELAY School Improvement Status    HOLD School Improvement Status