



SC Annual School Report Card Summary

St Andrews Middle
Richland 1
Grades: 6-8 Enrollment: 652
Principal: Kenneth L. Richardson
Superintendent: Dr. Percy Mack
Board Chair: Wendy Brawley

PERFORMANCE

Comprehensive detail, including definitions of ratings, performance criteria, and explanations of status, is available on www.ed.sc.gov and www.eoc.sc.gov as well as school and school district websites. Printed versions are available from school districts upon request.

YEAR	ABSOLUTE RATING	GROWTH RATING	PALMETTO GOLD/SILVER AWARD	AYP STATUS	NCLB IMPROVEMENT STATUS
2008	At-Risk	Below Average	TBD	Not Met	N/A
2007	At-Risk	At-Risk	N/A	Not Met	N/A
2006	Below Average	Below Average	N/A	Not Met	N/A

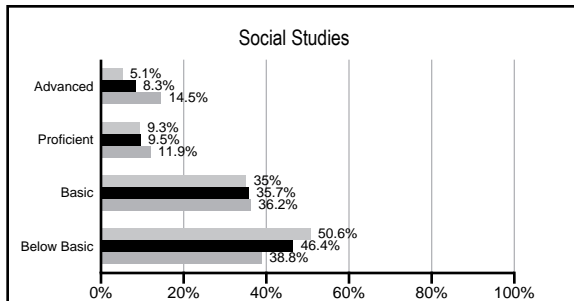
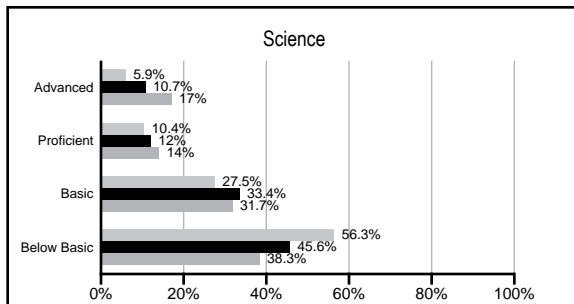
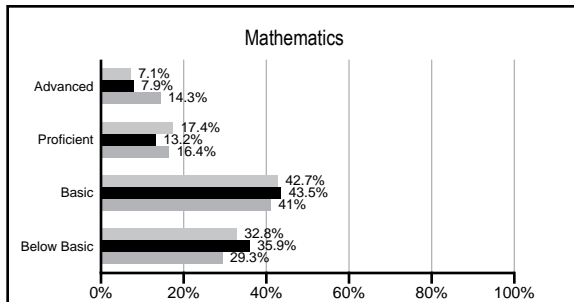
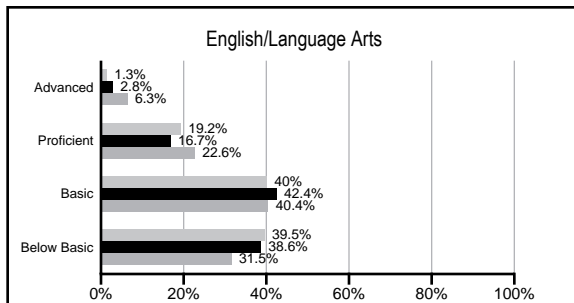
ABSOLUTE RATINGS OF MIDDLE SCHOOLS WITH STUDENTS LIKE OURS*

EXCELLENT	GOOD	AVERAGE	BELOW AVERAGE	AT-RISK
0	0	1	16	23

* Ratings are calculated with data available by 03/02/2009. Schools with Students like Ours are Middle Schools with poverty indices of no more than 5% above or below the index for this school.



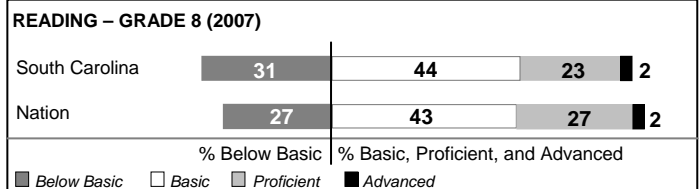
PACT PERFORMANCE

Our School Middle Schools with Students Like Ours Middle schools statewide



NAEP PERFORMANCE*

* Performance reported for SC and nation, data not available at school level. Percentages at NAEP Achievement Levels.



END OF COURSE TESTS - 2008

% of students scoring 70 or above on:	Our Middle School	Middle Schools with Students Like Ours
Algebra 1/Math for the Technologies 2	96.9%	92.3%
English 1	0%	93.6%
Physical Science	0%	0%
All Subjects	96.9%	90.7%

SC PERFORMANCE GOAL

2010 Goal:
By 2010, SC's student achievement will be ranked in the top half of the states nationally. To achieve this goal, we must become one of the fastest improving systems in the country.

2020 Goal: TBD

Abbreviations Key

N/A Not Applicable N/AV Not Available N/C Not Collected N/R Not Reported I/S Insufficient Sample TBD To be determined
 NI Newly Identified CSI Continuing School Improvement CA Corrective Action RP Plan to Restructure R Restructure DELAY School Improvement Status HOLD School Improvement Status

St Andrews Middle [Richland 1]

SCHOOL PROFILE

	Our School	Change from Last Year	Middle Schools with Students Like Ours	Median Middle School
Students (n=652)				
Students enrolled in high school credit courses (grades 7 & 8)	54.3%	Up from 46.8%	11.4%	19.4%
Retention rate	1.2%	Down from 3.8%	3.0%	1.8%
Attendance rate	95.5%	Up from 95.2%	95.2%	95.8%
Eligible for gifted and talented	11.0%	Down from 12.7%	9.1%	15.3%
With disabilities other than speech	14.1%	Up from 11.0%	14.0%	12.9%
Out-of-school suspensions or expulsions for violent &/or criminal offenses	0.6%	Down from 1.1%	0.4%	0.7%
Annual dropout rate	0.0%	No Change	0.0%	0.0%
Teachers (n=53)				
Teachers with advanced degrees	60.4%	Up from 49.1%	50.0%	55.0%
Continuing contract teachers	62.3%	Up from 61.4%	55.1%	70.6%
Teachers with emergency or provisional certificates	15.2%	Up from 13.7%	18.2%	5.4%
Teachers returning from previous year	81.3%	Down from 83.7%	77.1%	83.4%
Teacher attendance rate	94.2%	Down from 94.8%	94.8%	94.9%
Average teacher salary	\$47,516	Up 6.3%	\$43,365	\$44,706
Classes not taught by highly qualified teachers	2.4%	Down from 14.8%	5.6%	2.9%
School				
Principal's years at school	12.0	Up from 11.0	2.0	3.0
Student-teacher ratio in core subjects	18.3 to 1	Up from 17.4 to 1	17.4 to 1	20.1 to 1
Prime instructional time	88.8%	Down from 89.1%	88.6%	89.3%
Opportunities in the arts	Excellent	No Change	Good	Good
SACS accreditation	Yes	No Change	Yes	Yes
Character development program	Excellent	No Change	Good	Good
Dollars spent per pupil*	\$7,530	Up 15.1%	\$7,724	\$7,097
Percent of expenditures for instruction*	72.1%	Down from 72.2%	63.9%	64.4%
Percent of expenditures for teacher salaries*	68.4%	Up from 67.8%	58.6%	59.4%
% of AYP objectives met	52.9%		57.1%	69.0%

* Prior year audited financial data available.

EVALUATION RESULTS

	Teachers	Students*	Parents*
Number of surveys returned	54	174	113
Percent satisfied with learning environment	81.1%	74.6%	80.0%
Percent satisfied with social and physical environment	88.9%	85.4%	76.4%
Percent satisfied with school-home relations	63.0%	84.8%	81.7%

*Only students at the highest middle school grade level at this school and their parents were included.

REPORT OF PRINCIPAL AND SCHOOL IMPROVEMENT COUNCIL

At St. Andrews Middle School, student learning is the chief priority and focus of all decisions. Our mission is to provide and promote opportunities for all stakeholders to contribute to the success and development of a community of life-long learners. We believe that all teachers, administrators, parents, and community members share the responsibility for advancing this mission. In an effort to increase student achievement, we will continue to implement strategies indicated in our Focused School Renewal Plan and address the actions steps of our Making Middle Grades Work Program Goals.

Academic and extra-curricular accomplishments of our students included twenty-one Duke TIP qualifiers with one student being recognized at the state level, sixteen Middle School Scholars, and six S.C. Junior Scholars. Two students made the SATB and SSA choirs at Winthrop University. The Sigma Alpha Mu Step Team won four first place awards in competitions throughout the year and our outstanding athletic program brought home the district championships in girls' volleyball and boys' and girls' basketball showing that our Saints excel in and out of the classroom!

Business partners provide continuous support for our students and academic programs. The Boys and Girls Club of the Midlands provides an after-school program and various summer enrichment opportunities for our students. The University of South Carolina partners with us in providing GK-12 Fellows to our science classes and the Talent Search Program. The High Performance Partnership with Colonial Supplemental provides numerous student-centered activities. These include: Ravenous Readers, Story Tellers, Lunch Buddies, Junior Achievement, guest lecturers, and parent workshops and programs. Several faith-based partners also provide mentors and after-school and summer programs.

The Comprehensive Remediation Program, SuccessMaker Afterschool Lab, and Saturday Enrichment Programs offer additional academic assistance to students in the core content areas. A school-wide focus on standards-based instruction and assessment, the use of High-Yield teaching strategies in all content areas, Classroom Walk-Throughs, and data analysis at the classroom level will be utilized to facilitate student learning and foster academic success for all of our students.

Kenneth L. Richardson, Principal
Carlos Primus, SIC Chairperson

Comprehensive detail, including definitions of rating, performance criteria, and explanations of status, is available on www.ed.sc.gov and www.eoc.sc.gov as well as school and school district websites.

Printed versions are available from school districts upon request.

Abbreviations Key

N/A Not Applicable N/AV Not Available N/C Not Collected N/R Not Reported I/S Insufficient Sample TBD To be determined
NI Newly Identified CSI Continuing School Improvement CA Corrective Action RP Plan to Restructure R Restructure DELAY School Improvement Status HOLD School Improvement Status