



SC Annual School Report Card Summary

Hopkins Middle
Richland 1
Grades: 6-8 Enrollment: 444
Principal: Goler Collins III.
Superintendent: Dr. Percy Mack
Board Chair: Wendy Brawley

PERFORMANCE

Comprehensive detail, including definitions of ratings, performance criteria, and explanations of status, is available on www.ed.sc.gov and www.eoc.sc.gov as well as school and school district websites. Printed versions are available from school districts upon request.

YEAR	ABSOLUTE RATING	GROWTH RATING	PALMETTO GOLD/SILVER AWARD	AYP STATUS	NCLB IMPROVEMENT STATUS
2008	At-Risk	Below Average	TBD	Not Met	N/A
2007	At-Risk	At-Risk	N/A	Not Met	N/A
2006	At-Risk	At-Risk	N/A	Not Met	N/A

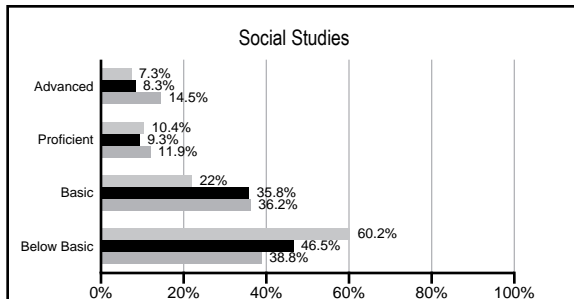
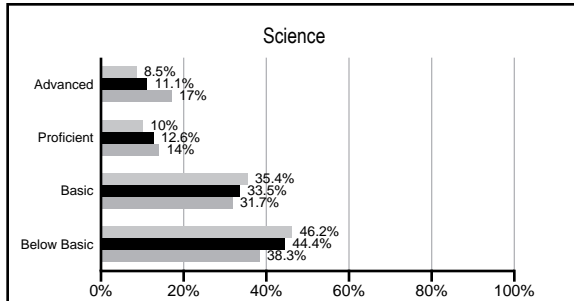
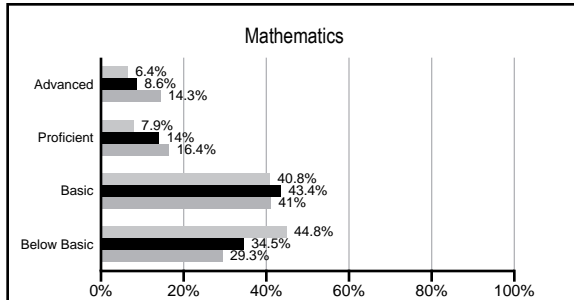
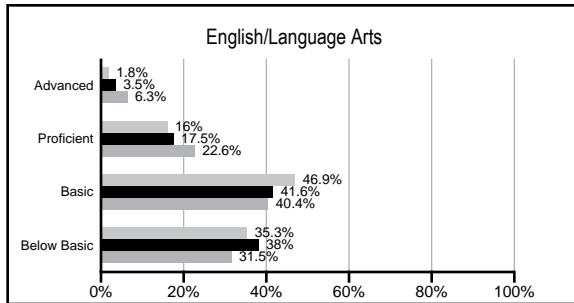
ABSOLUTE RATINGS OF MIDDLE SCHOOLS WITH STUDENTS LIKE OURS*

EXCELLENT	GOOD	AVERAGE	BELOW AVERAGE	AT-RISK
0	0	1	19	22

* Ratings are calculated with data available by 03/02/2009. Schools with Students like Ours are Middle Schools with poverty indices of no more than 5% above or below the index for this school.

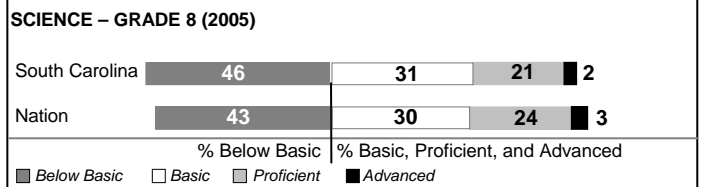

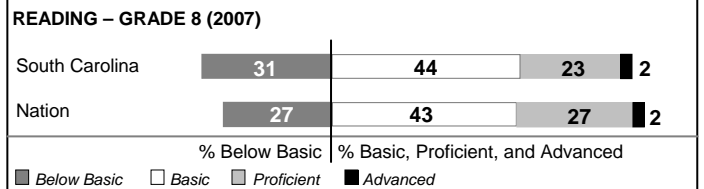
PACT PERFORMANCE

Our School Middle Schools with Students Like Ours Middle schools statewide



NAEP PERFORMANCE*

* Performance reported for SC and nation, data not available at school level. Percentages at NAEP Achievement Levels.



END OF COURSE TESTS - 2008

% of students scoring 70 or above on:	Our Middle School	Middle Schools with Students Like Ours
Algebra 1/Math for the Technologies 2	75.9%	94.0%
English 1	0%	94.2%
Physical Science	0%	0%
All Subjects	75.9%	92.4%

SC PERFORMANCE GOAL

2010 Goal:
By 2010, SC's student achievement will be ranked in the top half of the states nationally. To achieve this goal, we must become one of the fastest improving systems in the country.

2020 Goal: TBD

Abbreviations Key

N/A Not Applicable N/AV Not Available N/C Not Collected N/R Not Reported I/S Insufficient Sample TBD To be determined
 NI Newly Identified CSI Continuing School Improvement CA Corrective Action RP Plan to Restructure R Restructure DELAY School Improvement Status HOLD School Improvement Status

Hopkins Middle [Richland 1]

SCHOOL PROFILE

	Our School	Change from Last Year	Middle Schools with Students Like Ours	Median Middle School
Students (n=444)				
Students enrolled in high school credit courses (grades 7 & 8)	57.3%	Up from 41.5%	13.2%	19.4%
Retention rate	1.3%	Down from 3.1%	2.6%	1.8%
Attendance rate	95.1%	Down from 96.0%	95.3%	95.8%
Eligible for gifted and talented	12.7%	Down from 13.6%	9.8%	15.3%
With disabilities other than speech	13.0%	Up from 11.1%	13.8%	12.9%
Out-of-school suspensions or expulsions for violent &/or criminal offenses	2.3%	Down from 2.6%	0.6%	0.7%
Annual dropout rate	0.0%	No Change	0.0%	0.0%
Teachers (n=43)				
Teachers with advanced degrees	69.8%	Up from 66.7%	53.8%	55.0%
Continuing contract teachers	62.8%	Down from 73.3%	58.3%	70.6%
Teachers with emergency or provisional certificates	18.4%	Up from 12.5%	15.8%	5.4%
Teachers returning from previous year	83.8%	Up from 80.9%	77.7%	83.4%
Teacher attendance rate	91.0%	Down from 94.2%	94.9%	94.9%
Average teacher salary	\$46,629	Up 3.2%	\$44,467	\$44,706
Classes not taught by highly qualified teachers	0.6%	Down from 11.8%	4.1%	2.9%
School				
Principal's years at school	2.0	Up from 1.0	2.0	3.0
Student-teacher ratio in core subjects	16.8 to 1	Up from 16.5 to 1	17.8 to 1	20.1 to 1
Prime instructional time	84.7%	Down from 88.7%	88.6%	89.3%
Opportunities in the arts	Excellent	No Change	Good	Good
SACS accreditation	Yes	No Change	Yes	Yes
Character development program	Excellent	No Change	Good	Good
Dollars spent per pupil*	\$10,017	Up 10.1%	\$7,714	\$7,097
Percent of expenditures for instruction*	70.8%	Up from 68.6%	63.2%	64.4%
Percent of expenditures for teacher salaries*	64.9%	Up from 63.3%	58.6%	59.4%
% of AYP objectives met	52.9%		57.9%	69.0%

* Prior year audited financial data available.

EVALUATION RESULTS

	Teachers	Students*	Parents*
Number of surveys returned	35	94	34
Percent satisfied with learning environment	94.3%	67.0%	64.5%
Percent satisfied with social and physical environment	94.3%	65.9%	65.5%
Percent satisfied with school-home relations	57.1%	80.9%	67.7%

*Only students at the highest middle school grade level at this school and their parents were included.

REPORT OF PRINCIPAL AND SCHOOL IMPROVEMENT COUNCIL

Hopkins Middle School, a Flagship School of Promise, has maintained an average student population of 450 students for the 2007-2008 school year. Hopkins Middle has focused on several goals and objectives, which centered on continuous improvement through technology integration, data-driven decisions, enhanced public relations that showcased positive innovative programs, and monthly professional development for teachers.

Hopkins Middle implemented several initiatives to intensify instructional delivery. Teachers used common planning times to collaborate and develop aligned assessments. Students were required to read 15 minutes minimum per day in all classes. SuccessMaker was fully established for reading and math. We received a \$50,000 grant from the South Carolina Reading Initiative to improve literacy instruction. Hopkins Middle has acquired five computer labs; a Computer Modular lab that features robotics, forensic science, computer animation, etc. NASA'S Distance Learning Lab was used to promote science lessons with Richland One Challenger Center; all core content classrooms have SMART Boards. The Comprehensive Remediation After-School Program and Saturday PACT Academy provided additional academic assistance. Weekly school-wide academic enrichment instruction targeted specific areas that mandated growth.

Hopkins Middle has strived to increase parental involvement. Parents participated and enjoyed Political Night, performing arts presentations, Reading/Math Night, 6th Grade Orientation, Science Night, Lights on After-School Community Cookout, and PACT Preparation/Transition Night. We have established business partnerships with The State newspaper, Westinghouse, Lower Richland High School, Fort Jackson, Benedict College, SYSCO Inc., University of South Carolina, Palmetto Community Services, and Tri-County Electric.

Our students continue to excel in many academic and extra-curricular activities. Approximately 200 students increased one or more levels on their PACT scores; eleven teachers received District One's Pay for Results Award for students' performance on PACT. Our school gained two-tenths of a point on its report card absolute rating. Hopkins Middle proudly presented 13 Middle School Scholars and one Duke Tip Scholar. We were awarded the Teen Talk School of the Year by Palmetto Health Community Services. Our lead substitute teacher was honored as Richland One's Substitute of the Year. Additionally, the Hopkins Middle football team won Richland District One's championship two years consecutively.

Our motto, "Hopkins Middle School Eagles Fly First Class," signifies that although we have made significant gains, we shall continue to cultivate student achievement and parent-school relationships through engagement.

Goler Collins III, Principal

Cindy Martin, SIC Chairperson

Comprehensive detail, including definitions of rating, performance criteria, and explanations of status, is available on www.ed.sc.gov and www.eoc.sc.gov as well as school and school district websites.

Printed versions are available from school districts upon request.

Abbreviations Key

N/A Not Applicable N/AV Not Available N/C Not Collected N/R Not Reported I/S Insufficient Sample TBD To be determined
NI Newly Identified CSI Continuing School Improvement CA Corrective Action RP Plan to Restructure R Restructure DELAY School Improvement Status HOLD School Improvement Status